

Capturing Sentence Relations for Answer Sentence Selection with Multi-Perspective Graph Encoding*

Zhixing Tian,^{1,2} Yuanzhe Zhang,¹ Xinwei Feng,³ Wenbin Jiang,³
Yajuan Lyu,³ Kang Liu,^{1,2} Jun Zhao^{1,2}

¹Institute of Automation, Chinese Academy of Sciences, Beijing, China

²University of Chinese Academy of Sciences, Beijing, China

³Baidu Inc., Beijing, China

{zhixing.tian, yzzhang, kliu, jzhao}@nlpr.ia.ac.cn

{fengxinwei, jiangwenbin, lvyajuan}@baidu.com

Abstract

This paper focuses on the answer sentence selection task. Unlike previous work, which only models the relation between the question and each candidate sentence, we propose Multi-Perspective Graph Encoder (MPGE) to take the relations among the candidate sentences into account and capture the relations from multiple perspectives. By utilizing MPGE as a module, we construct two answer sentence selection models which are based on traditional representation and pre-trained representation, respectively. We conduct extensive experiments on two datasets, WikiQA and SQuAD. The results show that the proposed MPGE is effective for both types of representation. Moreover, the overall performance of our proposed model surpasses the state-of-the-art on both datasets. Additionally, we further validate the robustness of our method by the adversarial examples of AddSent and AddOneSent.

Introduction

Answer sentence selection is an important subtask of question answering, where given a question and a set of sentences, a model is required to select the most suitable sentence that can answer the question. In this task, most of the previous work (Wang and Nyberg 2015; Wang, Liu, and Zhao 2016; Tran and Niedereée 2018) has only focused on capturing semantic relations between questions and candidate sentences which directly serves the goal of the task. Basically, they encode each candidate independently, and then conduct a semantic matching between the question and each candidate. This kind of method simply ignores the relations among the candidates which are also supportive for obtaining the answer.

To explain the importance of capturing the relations among candidate sentences, we show an example in Figure 1. In this example, if only focusing on the relations between the question and each candidate and understanding each candidate independently, the model will tend to select one of the distractors, S_1 and S_3 , as the answer. This is because both of them share more lexical overlap with the question

*This is joint work of CASIA and Baidu.

Copyright © 2020, Association for the Advancement of Artificial Intelligence (www.aaai.org). All rights reserved.

Candidates:

...

S_1 : The film series was rebooted in 2013 with **Man of Steel**, directed by Zack Snyder with **Henry Cavill** starring as **Superman**.

S_2 : **Cavill** is the first **British** and non-American actor to play the character:

...

S_3 : **Man of Steel** was released in theaters on June 14, 2013

...

Question:

Which **British** actor played **Superman** in **Man of Steel**?

Figure 1: An example of answer sentence selection. The candidates include S_1 , S_2 , S_3 and the other sentences in the passage, which are omitted. S_2 is the answer sentence. Green dotted lines indicate coreference between words of two candidate sentences. The words in blue indicate the lexical overlap between the candidate sentences and the question.

than does the true answer, S_2 . However, if the model captures the relations among the candidates, it will be quite supportive for obtaining the true answer. Concretely, there is coreference between the words from S_1 or S_2 ; by utilizing this relation, the model will know *Cavill* is *Henry Cavill* and *the character* is exactly the *Superman* mentioned in the question. Besides, the name of the film *Man of Steel* presented in S_1 , which is also a key phrase in the question, can be complementary information for understanding the *character* mentioned in S_2 and facilitate building a closer connection between the answer S_2 and the question. Therefore, capturing the relations among the candidates can help to understand each candidate in its context and further contributes to selecting the answer sentence indirectly. Tan et al. (2018) proposed a model which employed Gated Recurrent Unit (GRU) at the sentence level to capture the relations among the candidates. The model made considerable progress against previous work. However, as a variant of RNN, the ability of GRU is limited to modeling the sentence relation from the perspective of sequence, which is not

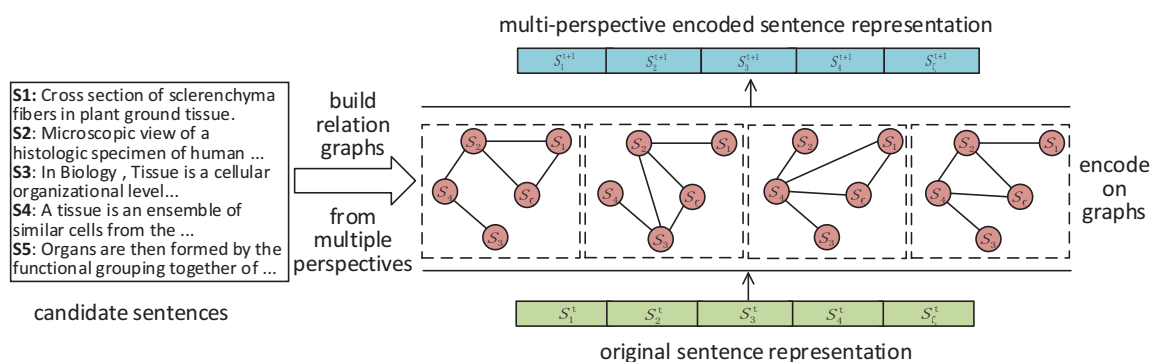


Figure 2: The basic overview of Multi-Perspective Graph Encoder (MPGE)

enough to cover the complex and versatile relations that exist among candidate sentences.

In this paper, we propose a novel sentence encoder, Multi-Perspective Graph Encoder (MPGE), to capture the relations among the candidates. As shown in Figure 2, the MPGE builds relation graphs of the candidates from multiple perspectives, encodes the candidates based on those graphs, and finally output the representation that has aggregated contextual information. Specifically, we propose two strategies to build the graphs. One is static building strategy, which builds the graphs from three perspectives, including entity co-occurrence, sentence distance, and semantic similarity. The other is dynamic strategy, which build the graph from the instance specific perspective. Compared with (Tan et al. 2018), our proposed MPGE captures the candidate relations more comprehensively, because it models the relations from more than one perspective. Moreover, we explicitly define the graphs to describe the candidate relations, which retains better interpretability than (Tan et al. 2018) that models the relations in a neural network implicitly.

Furthermore, by utilizing MPGE as a module, we construct two answer sentence selection models based on two types of representation. One is built on the traditional representation, which is obtained by a feedforward neural network without pre-train. The other is built on the pre-trained representation obtained from BERT (Devlin et al. 2018). Experimental results show that our proposed MPGE is effective for both types of representation and the overall performance surpasses the state-of-the-art on both SQuAD (Rajpurkar et al. 2016) and WikiQA (Yang, Yih, and Meek 2015). Additionally, the test on the adversarial examples of SQuAD, a.k.a. AddSent and AddOneSent, validates the robustness of MPGE.

The major contributions of this paper are as follows:

- In the task of answer sentence selection, we take the relations among the candidate sentences into account, and propose a novel sentence encoder, MPGE, to capture those relations from multiple perspectives.
- By utilizing MPGE as a module, we construct two answer sentence selection models, which are based on traditional representation and pre-trained representation respectively.

- We demonstrate the effectiveness, universality and robustness of MPGE experimentally. Moreover, our overall performance surpasses the state-of-the-art on both datasets.

Related Work

Answer Sentence Selection: Previous work on this task has primarily focused on feature based methods. Wang, Smith, and Mitamura (2007) compared the question with candidate sentences according to their syntactical matching in parse trees. Heilman and Smith (2010) developed an improved Tree Edit Distance (TED) model to conduct matching by minimal edit sequences between dependency parse trees.

Severyn and Moschitti (2013) presented an automatic method to extract tree-edit features over parsing trees.

Recently, deep learning and neural networks have been employed in this task and have shown promising results. Yu et al. (2014) applied a convolutional neural network (CNN) to encode the question and candidate sentences, and subsequently used logistic regression for prediction. In addition to CNN, another popular neural network in this field is Recurrent Neural Networks (RNN) including its variants such as Long-Short Term Memory network (LSTM) and GRU. Wang and Nyberg (2015) introduced LSTM to capture sequence information when encoding the sentences. Tan et al. (2015) combined CNN and LSTM into a hybrid architecture which utilizes the advantages of both architectures. Attention mechanisms play a critical role in the latest answer sentence selection research. Yin et al. (2016) presented a general attention based CNN for modeling a pair of sentences. Tran and Niedereée (2018) proposed a sequential attention mechanism, which applies multiple steps of attention to learn representations for the candidate sentences.

Graph Neural Network: Graph Neural Network (GNN) is a kind of deep learning method that operates in the graph domain, and it has gained recent wide attention due to its convincing performance and high interpretability. Based on CNN and graph embedding, Kipf and Welling (2016) proposed Graph Convolutional Network (GCN) to conduct a semi-supervised learning on graph-structures. To focus on the important part of the graph, Veličković et al. (2017) introduced attention weight into graph computations, which is known as Graph Attention Networks (GAT). Wang et

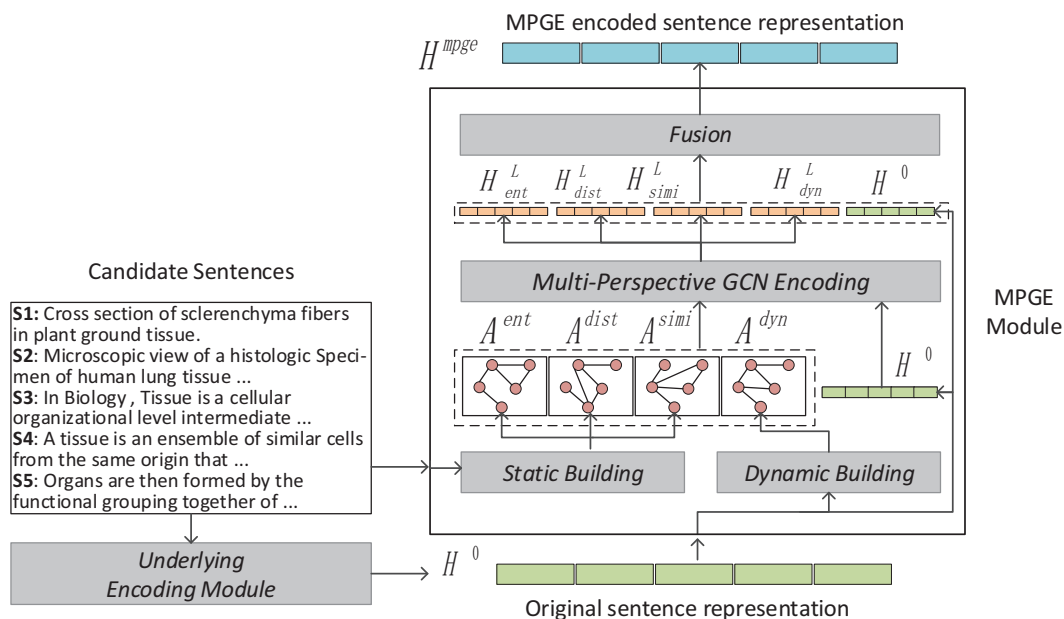


Figure 3: The detail structure of Multi-Perspective Graph Encoder (MPGE).

al. (2018) used GCN to embed entities in a unified vector space for Knowledge Graph Alignment. Zhang, Qi, and Manning (2018) tailored GCN for relation extraction, which pools information over dependency structures.

Multi-Perspective Graph Encoder

To capture the relations among the candidates, we propose a sentence encoder, MPGE, as shown in Figure 3. By the static building strategy and the dynamic one, MPGE builds the relation graphs from four perspectives, including entity co-occurrence, sentence distance, semantic similarity and instance specificity. Based on those graphs, MPGE encodes the sentences by GCN, and obtain the sentence representation of different perspective. Finally MPGE fuse all of the sentence representation, and output the fused representation which has aggregated contextual information gathered from multiple perspective.

Input

One input of MPGE is the text of candidate sentences. The other is the original representation of the candidates $H^0 = \{h_0^0, h_1^0, \dots, h_N^0\} \in \mathbb{R}^{N \times d}$ obtained from the underlying encoding module, which is another module in a complete answer sentence selection model. N is the number of candidate sentences, and d is the dimensional size of the representation.

Multi-Perspective Graphs

For each instance, we regard candidate sentences as the nodes of the graphs. The edges in the graphs, which represent relations among the candidates, are built by the static strategy and the dynamic strategy.

Static Building Strategy The static building Strategy is a kind of pre-defined strategy, which means it will not change during the training process. We build three static graphs from different perspective by this kind of strategy.

- **Entity Graph:** We link two sentences(nodes), if there is entity co-occurrence between them, which indicates that the two sentences are likely to describe the same entity and share a common topic. The edge between two sentences S_i and S_j is defined by:

$$A_{ij}^{ent} = \begin{cases} 1 & \text{if co-occurrence entity exists} \\ & \text{between } S_i \text{ and } S_j \\ 0 & \text{otherwise} \end{cases} \quad (1)$$

Thus, we obtain the Entity Graph formulated by the adjacent matrix, A^{ent} .

- **Distance Graph:** In view of the observation that sentences closer to each other tend to be more relevant in a passage, we take the distance into account when modeling the relation of two candidates. We employ the Gaussian Distribution to measure the distance. Thus in distance graph, the edge between the i -th sentence, S_i , and the j -th sentence, S_j , is calculated by

$$A_{ij}^{dist} = \frac{1}{\sigma\sqrt{2\pi}} e^{-\frac{(j-i)^2}{2\sigma^2}} \quad (2)$$

where σ is a hyper-parameter. Thus, we get the Distance Graph formulated by the adjacent matrix, A^{dist} .

- **Similarity Graph:** To build a connection between two candidates with similar semantics, and then conduct a rich information encoding for each of them, we define a similarity graph. Low dimension vectors, obtained by the pre-trained BERT model, are used to represent sentences. We

calculate the edge between two candidates, S_i and S_j , by cosine similarity:

$$A_{ij}^{simi} = \frac{r_i \cdot r_j}{\|r_i\|_2 \cdot \|r_j\|_2} \quad (3)$$

where r_i and r_j are vector representation of S_i and S_j respectively. Thus, we obtain the adjacent matrix A^{simi} , of the Similarity Graph.

Dynamic Building Strategy The static building strategy is a kind of general method of modeling the relations among the candidates for all of the instance, but it cannot cover some instance specific relations. As a complementary, we further present a dynamic building strategy, which is based on the self-attention mechanism and is trainable. We build the **Dynamic Graph** by this method. In the graph, the edge between two sentences, S_i and S_j , is obtained by

$$A_{ij}^{dyn} = \frac{\exp(\alpha_{ij})}{\sum_{j'} \exp(\alpha_{ij'})} \quad (4)$$

$$\alpha_{ij} = \sigma(w_s h_i^0)^T \sigma(w_s h_j^0) \quad (5)$$

where σ is the activation function, and $w_s \in \mathbb{R}^{d \times d}$ is a trainable weight matrix. Thus, we obtain the adjacent matrix, A^{dyn} , of the dynamic graph.

Multi-Perspective GCN Encoding

We employ GCN (Kipf and Welling 2016) to encode the sentences on the four graphs built from different perspective. The layer-wise propagation rule of GCNs is formulated as

$$H^{(t+1)} = \sigma \left(\tilde{D}^{-\frac{1}{2}} \tilde{A} \tilde{D}^{-\frac{1}{2}} H^{(t)} W^{(t)} \right) \quad (6)$$

where $H^t \in \mathbb{R}^{N \times d}$ is the input representation of the nodes of the graph, N is the number of nodes, and d is the dimensional size. $A \in \mathbb{R}^{N \times N}$ is the original adjacency matrix of the graph. $\tilde{D}_{ii} = \sum_j \tilde{A}_{ij}$ and $W^{(t)}$ is a layer-specific trainable weight matrix, σ is the activation function. Note that as the edges A_{ii} have been calculated during building the graphs, we do not add the identity matrix I to the adjacent matrix A , which is different from (Kipf and Welling 2016).

We pair the original sentence representation, H^0 , with each of the four adjacent matrices, A^{ent} , A^{dist} , A^{simi} , and A^{dyn} , and then input the four pairs into GCNs respectively. After that, we obtain four types of sentence representation, $H_{ent}^L, H_{dist}^L, H_{simi}^L, H_{dyn}^L \in \mathbb{R}^{N \times d}$, which carry with the contextual information encoded from different perspectives.

Fusion and Output

To preserve the information from the original sentence representation, H^0 , we employ a residual connection around the GCNs. After that, we aggregate the information from the outputs of the GCNs and the residual connection by applying a bi-directional GRU:

$$H^{mpge} = \text{BiGRU} (H^{all}) \quad (7)$$

$$H^{all} = [H^0; H_{ent}^L; H_{dist}^L; H_{simi}^L; H_{dyn}^L] \quad (8)$$

where $H^{mpge} \in \mathbb{R}^{N \times d}$ is the final output of MPGE. Thus far we update the sentence representation to the one that contains multiple perspectives contextual information.

MPGE Based Answer Sentence Selection

We embed MPGE module into two answer sentence selection models. One is the traditional representation based model TR-MPGE-AS, shown in Figure 4, which obtains the original sentence representation H^0 , by a RNN based encoder and a pooling layer. The other, shown in Figure 5, is a BERT representation based model BR-MPGE-AS, which obtains H^0 by fine tuning the pre-trained representation.

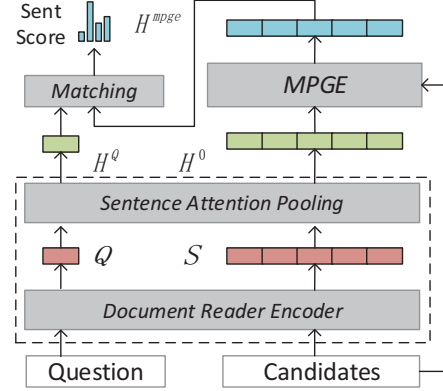


Figure 4: Traditional Representation and MPGE based Answer sentence Selection model (TR-MPGE-AS). The part in the dashed box is the Underlying Encoding Module.

Traditional Representation & MPGE Based Model

Document Reader Encoder: As shown in Figure 4, we employ the encoder of the Document Reader (Chen et al. 2017a), which is a simple and effective reading comprehension model, to encode the question and the candidates at word level. The encoder is composed of an embedding layer, an attention layer and a LSTM layer. By utilizing this encoder, we can obtain the word level representation for the question $Q \in \mathbb{R}^{L_q \times d}$, and that for each sentence. Specifically, for the k -th candidate sentence, we have $S_k \in \mathbb{R}^{L_{sk} \times d}$. L_q and L_{sk} are the sequence length of the question and the k -th candidate respectively.

Sentence Attention Pooling: We apply an attention pooling to obtain the sentence-level representation:

$$h_k^0 = \sum_j \gamma_j S_{kj} \quad (9)$$

$$\gamma_i = \frac{\exp(\sigma(w_p S_{ki}))}{\sum_{i'} \exp(\sigma(w_p S_{ki'}))} \quad (10)$$

where $w_p \in \mathbb{R}^d$ is a trainable weight vector. S_{ki} is the i -th word in the k -th candidate. Thus, we obtain the original sentence-level representation, $H^0 = \{h_0^0, h_1^0, \dots, h_N^0\} \in \mathbb{R}^{N \times d}$, where N is the number of candidates. Meanwhile, we obtain the sentence-level representation, $H^Q \in \mathbb{R}^d$, for the question.

MPGE Encoding: Here, the proposed MPGE is applied to update the representation for candidates, as described in the last section. Thus we acquire an updated sentence representation, $H^{mpge} \in \mathbb{R}^{N \times d}$.

Bilinear Matching: Finally, the score of each of the candidates can be calculated by a bilinear matching:

$$score_i = \frac{\exp(H_i^{mpge} W_{sc} H^Q)}{\sum_{i'} \exp(H_{i'}^{mpge} W_{sc} H^Q)} \quad (11)$$

where $score_i$ is the normalized selection score of the i -th candidate. $W_{sc} \in \mathbb{R}^{d \times d}$ is a trainable matrix.

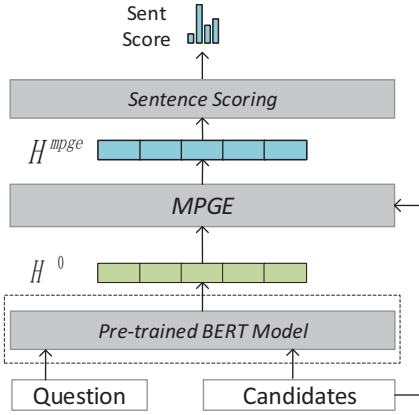


Figure 5: Bert Representation and MPGE based Answer sentence Selection model(TR-MPGE-AS). The part in the dashed box is the Underlying Encoding Module.

BERT Representation & MPGE Based Model:

Pre-trained BERT: As shown in Figure 5, we employ the pre-trained BERT model as an underlying encoder. By using BERT, We obtain question aware candidate representation, $H^0 \in \mathbb{R}^{N \times d}$.

MPGE Encoding:Next, the proposed MPGE is applied to update the representation for candidates to $H^{mpge} \in \mathbb{R}^{N \times d}$.

Sentence Scoring: Finally, we obtain the score for each candidate by

$$score_i = \frac{\exp(H_i^{mpge} W_{sd})}{\sum_{i'} \exp(H_{i'}^{mpge} W_{sd})} \quad (12)$$

where $score_i$ is the normalized selection score of the i -th candidate. $W_{sd} \in \mathbb{R}^d$ is a trainable vector.

Experiments and Analysis

Datasets and Metrics

The datasets we choose are WikiQA and SQuAD. This is because the candidates of those two datasets compose a complete paragraph, which means there is a natural correlation between these sentences. To further validate the robustness of our method, we also introduce the test on adversarial examples for SQuAD, and the test sets are also known as AddSent and AddOneSent (Jia and Liang 2017).

WikiQA: a popular benchmark dataset for answer sentence selection, based on factual questions from Wikipedia and Bing search logs. For each question, Yang, Yih, and Meek (2015) selected Wikipedia pages and used sentences in the summary paragraph as candidates. Following the same

preprocessing steps as (Yang, Yih, and Meek 2015), we exclude the questions with no correct candidate answers.

SQuAD: a reading comprehension dataset, where the answer to each question is a span of text from the corresponding passage. In order to evaluate our answer sentence selection task, we split the sentences from the passage using the spaCy¹ toolkit and then treat the sentence, where the span of the correct answer is located in, as the answer sentence.

AddSent and AddOneSent: the adversarial test sets for SQuAD. The adversarial examples are built by inserting distracting sentence to the passages of the original examples of SQuAD. Specially, for one original example, there are several corresponding adversarial examples in AddSent, and one adversarial example in AddOneSent. Following the pre-process for SQuAD, we employ those sets for the adversarial test of answer sentence selection.

Evaluation Metrics: We use two common evaluation measures of answer sentence selection task, mean average precision(MAP) and mean reciprocal rank(MRR), for the WikiQA dataset. As the number of candidate sentences in SQuAD is relatively few, 5.3 in average, we use the TOP 1 accuracy and MAP for evaluation on SQuAD as well as AddSent and AddOneSent, instead of MAP and MRR, which follows (Min et al. 2018).

Implementation Details

We implement two answer sentence selection models with the proposed MPGE: one is based on traditional representation, named TR-MPGE-AS, as shown in Figure 4, and the other is the BERT based one, named BR-MPGE-AS, as shown in Figure 5. The above models are implemented on PaddlePaddle².

TR-MPGE-AS: In the Document Reader Encoder, we use 300-dimensional Glove (Pennington, Socher, and Manning 2014) word embeddings, token features annotated by the spaCy toolkit, and 3-layer bidirectional LSTMs with hidden size of 128. We concatenate the hidden of all 3 layers, so the output dimension size of the Document Reader Encoder is 768. Dropout with $p = 0.4$ is applied to word embeddings and all the hidden units of LSTMs. 2-layer GCNs are applied inside MPGE. We take the hidden of the last layer as the output of GCNs, and the dropout rate is set to 0.2 for the hidden of GCNs.

BR-MPGE-AS: We employ the pre-trained *bert-base* (Devlin et al. 2018) model, distinguished from the *bert-large* model, as the underlying encoder, whose hidden size is 768, which is the same as the TR-MPGE-AS model. Following (Devlin et al. 2018), the learning rate is set to 3×10^{-5} , the model is fine tuned for 3 epochs, and the dropout rate of BERT is set to 0.1. We use the default tokenizer of BERT to preprocess the input sentences. The configuration of the GCNs is the same as that in TR-MPGE-AS.

¹spaCy is a Python library for natural language processing with support for part-of-speech tagging, sentence segmentation, named entity recognition, and word vector operations.

²<https://github.com/PaddlePaddle/Paddle>

Method	MAP	MRR
AP-LSTM(Santos et al. 2016)	67.0	68.4
AP-CNN(Santos et al. 2016)	68.9	69.6
ABCNN(Yin et al. 2016)	69.2	71.0
KV-MemNN(Miller et al. 2016)	70.7	72.7
BiMPM(Wang, Hamza, and Florian 2017)	71.8	73.1
RNN-POA(Chen et al. 2017b)	72.1	73.1
Multihop(Tran and Niedereée 2018)	72.2	73.8
IARNN(Wang, Liu, and Zhao 2016)	73.4	74.1
CNN-CTK(Tymoshenko, Bonadiman, and Moschitti 2016)	74.1	75.8
CNN-MULT(Wang and Jiang 2017)	74.3	75.4
wGRU-sGRU(Tan et al. 2018)	76.3	78.2
TR-AS	72.1	73.6
TR-MPGE-AS	77.3	78.7
BR-AS	83.4	84.4
BR-MPGE-AS	86.7	87.9

Table 1: Result on WikiQA. TR-MPGE-AS and BR-MPGE-AS are our proposed models based on MPGE. TR-AS and BR-AS are models which ablate MPGE from TR-MPGE-AS and BR-MPGE-AS, respectively.

Overall performance

Table 1 reports the results on the WikiQA dataset. Our proposed BR-MPGE-AS model, which utilizes both BERT and MPGE, outperforms the state-of-the-art by a large margin, 10.4% in terms of MAP and 9.7% in terms of MRR. The results on the SQuAD dataset are shown in Table 2. The BR-MPGE-AS model outperforms the state-of-the-art by 2.9% in terms of MAP. Besides, our traditional representation based model TR-MPGE-AS, which obtain original representation by a simple encoder, also surpasses the state of the art on both WikiQA and SQuAD. Concretely, the MPGE based model TR-MPGE-AS outperforms the state-of-the-art 1.0% in terms of MAP on WikiQA, and 1.1% in terms of MAP on SQuAD.

Effectiveness and Universality of MPGE

As shown in Table 1 and Table 2, we find significant improvement from TR-AS to TR-MPGE-AS. This demonstrates that our proposed MPGE is effective on the traditional representation. Meanwhile, we notice similar improvement, when comparing the performance of BR-MPGE-AS and that of BR-AS on both datasets, which means MPGE also works well on the powerful pre-trained representation. Therefore, our proposed MPGE, which capturing relations among the candidates, is effective for both the weak representation (the traditional one) and the strong one (BERT). Note that the Universality is a critical difference between our proposed MPGE and the GRU based method presented by Tan et al. (2018), which also focuses on the candidate relations, but be only proved effective on single type of representation.

³We do not report the result obtained by the transfer learning that takes advantage of the information of answer span from the reading comprehension task. Because we consider it not universal that an answer span is given in the answer sentence selection task.

Method	TOP 1	MAP
TF-IDF(Min et al. 2018)	81.2	89.0
CNN-MULT(Wang and Jiang 2017)	-	90.7
Selector(Min et al. 2018)	85.8	91.6 ³
wGRU-sGRU(Tan et al. 2018)	-	92.1
TR-AS	86.0	91.7
TR-MPGE-AS	89.0	93.2
BR-AS	89.5	93.3
BR-MPGE-AS	92.1	95.0

Table 2: Result on SQuAD.

	Original	AddOneSent	AddSent
TR-MPGE-AS	93.2	73.1	68.2
TR-AS	91.7	69.5	65.1
Δ MAP	1.5	3.6	3.1
BR-MPGE-AS	95.0	84.0	78.4
BR-AS	93.3	78.2	73.8
Δ MAP	1.7	5.8	4.6

Table 3: MAP score on AddOneSent and AddSent. The Original refers to the original development set of SQuAD

Robustness of MPGE

Table 3 reports the results on the adversarial test sets, AddOneSent and AddSent. Note that, following (Jia and Liang 2017), during testing on AddSent we pick the worst performance for a group of adversarial examples which is adapted from one original example. As shown in the table, the models with MPGE perform better than those without MPGE on both two adversarial test set, AddOneSent and AddSent. Furthermore, we notice that the performance gap between the MPGE based model and that without MPGE becomes wider when we change the test set from Original to AddOneSent and AddSent. Thus, on the adversarial examples which contain distracting sentences, the MPGE can better shows its strength. This phenomenon further validates the robustness of MPGE. To our best knowledge, we are the first that validates the robustness of the model by adversarial examples on the answer sentence selection task.

Effectiveness of Multi-Perspective Graphs

To obtain better insights of our proposed Multi-Perspective Graph Encoder (MPGE), and discuss the effect of the graphs built from multiple perspectives, we conduct an in-depth ablation study on the test set of WikiQA. Table 4 shows the results.

Static Graphs: We remove each static graph from MPGE. The degradation in performance of the model -entity, -distance, and -similarity verifies the effect of those three types of static graphs. Specifically, We notice that the entity graph and similarity graph, which model the sentence relation from the perspective of topic and semantics, play more important roles in TR-MPGE-AS than they do in BR-MPGE-AS. Meanwhile, the distance graph contributes similar performance in TR-MPGE-AS and BR-MPGE-AS. We speculate the reason is that for the BERT representation, part of the priori linguistic knowledge like topic relevance and semantics similarity has been acquired by the large scale

TR Based	MAP	Δ MAP	MRR	Δ MRR	BR Based	MAP	Δ MAP	MRR	Δ MRR
TR-MPGE-AS	77.3	-	78.7	-	BR-MPGE-AS	86.7	-	87.9	-
- entity	76.3	-1.0	77.6	-1.1	- entity	86.1	-0.6	87.3	-0.6
- distance	76.6	-0.7	78.0	-0.7	- distance	85.8	-0.9	87.1	-0.8
- similarity	76.4	-0.9	77.8	-0.9	- similarity	86.2	-0.5	87.6	-0.3
- dynamic	75.4	-1.9	76.9	-1.8	- dynamic	85.7	-1.0	87.0	-0.9
TR-AS	72.1	-5.2	73.6	-5.1	BR-AS	83.4	-3.3	84.4	-3.5

Table 4: Effectiveness of each graph. -entity, - similarity, -distance, and -dynamic are the models which ablate entity graph, similarity graph, distance graph, and dynamic graph respectively from TR-MPGE-AS and BR-MPGE-AS.

pre-training, while the the knowledge of discourse structure like sentence distance is novel for both the traditional representation and pre-trained representation.

Dynamic Graphs: We ablate the dynamic graph(-dynamic) which is built by the self-attention mechanism in MPGE. As a result, the performance degrades by a considerable value of 1.9% in terms of MAP and 1.8% in terms of MRR in TR-MPGE-AS. Meanwhile, without the dynamic graph, BR-MPGE-AS also loses lots of performance, 1.0% in terms of MAP and 0.9% in terms of MRR. Those results validate the effectiveness of the dynamic graph which is designed for capturing the instance specific sentence relations that are hard to cover for the pre-defined static graphs. Note that the similar tendencies are observed in SQuAD, but we do not report the result due to the limited space.

The Effectiveness of the Fusion Layer

	GRU Fusion	Linear Fusion	Δ MAP
TR-MPGE-AS	77.3	76.9	-0.4
BR-MPGE-AS	86.7	86.5	-0.2

Table 5: MAP score of different fusion layer. GRU Fusion and Linear Fusion refer to the models that use the GRU and Linear projection respectively as the fusion layer

To study the effectiveness of the GRU in the Fusion layer, we replace the GRU by a linear projection and test the different fusion layer on WikiQA datasets. As shown in the Table 5. The performance degrades slightly, when we use the linear fusion layer instead of the GRU. The results demonstrate that the GRU in the fusion layer could be a complementary to capturing candidate relations, especially from the perspective of sequence.

Comparing with GRU Based Model

Last but not the least, to further compare with the method that capturing the relations among the candidates by GRU introduced by (Tan et al. 2018), we build the GRU based answer sentence selection model. Specifically, we replace MPGE module of BR-MPGE-AS and TR-MPGE-AS with a 2-layers bidirectional GRU at the sentence level. Thus we get two GRU based model TR-GRU-AS and BR-GRU-AS, whose performance on WikiQA is shown in Figure 6.

On one hand, TR-GRU-AS (BR-GRU-AS) is better than TR-AS (BR-AS), which confirms the effectiveness of capturing relations among the candidate sentences. On the other hand, compared with TR-MPGE-AS (BR-MPGE-AS), the

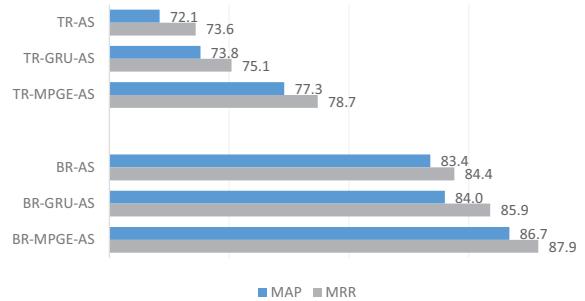


Figure 6: The performance comparison between the MPGE based model and the GRU based model. TR-GRU-AS and BR-GRU-AS are the models that use GRU instead of MPGE in TR-MPGE-AS and BR-MPGE-AS respectively

performance of TR-GRU-AS (BR-GRU-AS) falls significantly, 3.5% in terms of MAP and 3.6% in terms of MRR (2.7% in terms of MAP and 2.0% in terms of MRR). This demonstrate that our proposed MPGE which capturing the sentence relations from multiple perspectives is more effective than the GRU which only modeling the relations from the perspective of sequence.

Conclusion

In this paper, we focus on the answer sentence selection task. We propose a novel candidate sentence encoder, MPGE, to capture the relations among the candidates from multiple perspectives. By utilizing MPGE as a module, we construct two answer sentence selection models, which are build on traditional representation and pre-trained representation, respectively. We conduct experiments on two datasets. Our overall performance surpasses the state-of-the-art on both datasets. We experimentally demonstrate that our proposed MPGE is effective for both kinds of representation. The adversarial test validates the robustness of MPGE. Moreover, the ablation study shows the contribution of the graphs built by MPGE from multiple perspectives. Finally, the comparison with the GRU based model shows the superiority of MPGE in capturing the relations among the candidates.

Acknowledgments

This work is supported by the National Key R&D Program of China under Grant 2018YFB1005100, the National Natural Science Foundation of China (No.61533018), and the

independent research project of National Laboratory of Pattern Recognition. This work is also supported by Baidu-CASIA Joint Project and Beijing Academy of Artificial Intelligence(BAAI). We would like to thank the anonymous reviewers for their valuable feedback.

References

- Chen, D.; Fisch, A.; Weston, J.; and Bordes, A. 2017a. Reading Wikipedia to answer open-domain questions. In *Proceedings of the 55th Annual Meeting of the Association for Computational Linguistics*, 1870–1879.
- Chen, Q.; Hu, Q.; Huang, J. X.; He, L.; and An, W. 2017b. Enhancing recurrent neural networks with positional attention for question answering. In *Proceedings of the 40th International ACM SIGIR Conference on Research and Development in Information Retrieval*, 993–996.
- Devlin, J.; Chang, M.-W.; Lee, K.; and Toutanova, K. 2018. Bert: Pre-training of deep bidirectional transformers for language understanding. *arXiv preprint arXiv:1810.04805*.
- Heilman, M., and Smith, N. A. 2010. Tree edit models for recognizing textual entailments, paraphrases, and answers to questions. In *Human Language Technologies: The 2010 Annual Conference of the North American Chapter of the Association for Computational Linguistics*, 1011–1019.
- Jia, R., and Liang, P. 2017. Adversarial examples for evaluating reading comprehension systems. In *Proceedings of the 2017 Conference on Empirical Methods in Natural Language Processing*, 2021–2031.
- Kipf, T. N., and Welling, M. 2016. Semi-supervised classification with graph convolutional networks. *arXiv preprint arXiv:1609.02907*.
- Miller, A.; Fisch, A.; Dodge, J.; Karimi, A.-H.; Bordes, A.; and Weston, J. 2016. Key-value memory networks for directly reading documents. In *Proceedings of the 2016 Conference on Empirical Methods in Natural Language Processing*, 1400–1409.
- Min, S.; Zhong, V.; Socher, R.; and Xiong, C. 2018. Efficient and robust question answering from minimal context over documents. In *Proceedings of the 56th Annual Meeting of the Association for Computational Linguistics*, 1725–1735.
- Pennington, J.; Socher, R.; and Manning, C. 2014. Glove: Global vectors for word representation. In *Proceedings of the 2014 conference on empirical methods in natural language processing*, 1532–1543.
- Rajpurkar, P.; Zhang, J.; Lopyrev, K.; and Liang, P. 2016. Squad: 100,000+ questions for machine comprehension of text. *arXiv preprint arXiv:1606.05250*.
- Santos, C. d.; Tan, M.; Xiang, B.; and Zhou, B. 2016. Attentive pooling networks. *arXiv preprint arXiv:1602.03609*.
- Severyn, A., and Moschitti, A. 2013. Automatic feature engineering for answer selection and extraction. In *Proceedings of the 2013 Conference on Empirical Methods in Natural Language Processing*, 458–467.
- Tan, M.; Santos, C. d.; Xiang, B.; and Zhou, B. 2015. Lstm-based deep learning models for non-factoid answer selection. *arXiv preprint arXiv:1511.04108*.
- Tan, C.; Wei, F.; Zhou, Q.; Yang, N.; Du, B.; Lv, W.; and Zhou, M. 2018. Context-aware answer sentence selection with hierarchical gated recurrent neural networks. *IEEE/ACM Transactions on Audio, Speech, and Language Processing* 26(3):540–549.
- Tran, N. K., and Niedereée, C. 2018. Multihop attention networks for question answer matching. In *The 41st International ACM SIGIR Conference on Research & Development in Information Retrieval*, 325–334.
- Tymoshenko, K.; Bonadiman, D.; and Moschitti, A. 2016. Convolutional neural networks vs. convolution kernels: Feature engineering for answer sentence reranking. In *Proceedings of the 2016 conference of the North American chapter of the association for computational linguistics*.
- Veličković, P.; Cucurull, G.; Casanova, A.; Romero, A.; Lio, P.; and Bengio, Y. 2017. Graph attention networks. *arXiv preprint arXiv:1710.10903*.
- Wang, S., and Jiang, J. 2017. A compare-aggregate model for matching text sequences. In *5th International Conference on Learning Representations, ICLR 2017*.
- Wang, D., and Nyberg, E. 2015. A long short-term memory model for answer sentence selection in question answering. In *Proceedings of the 53rd Annual Meeting of the Association for Computational Linguistics and the 7th International Joint Conference on Natural Language Processing*.
- Wang, Z.; Lv, Q.; Lan, X.; and Zhang, Y. 2018. Cross-lingual knowledge graph alignment via graph convolutional networks. In *Proceedings of the 2018 Conference on Empirical Methods in Natural Language Processing*, 349–357.
- Wang, Z.; Hamza, W.; and Florian, R. 2017. Bilateral multi-perspective matching for natural language sentences. In *Proceedings of the Twenty-Sixth International Joint Conference on Artificial Intelligence, IJCAI-17*, 4144–4150.
- Wang, B.; Liu, K.; and Zhao, J. 2016. Inner attention based recurrent neural networks for answer selection. In *Proceedings of the 54th Annual Meeting of the Association for Computational Linguistics*, volume 1, 1288–1297.
- Wang, M.; Smith, N. A.; and Mitamura, T. 2007. What is the jeopardy model? a quasi-synchronous grammar for qa. In *Proceedings of the 2007 Joint Conference on Empirical Methods in Natural Language Processing and Computational Natural Language Learning*.
- Yang, Y.; Yih, W.-t.; and Meek, C. 2015. Wikiqa: A challenge dataset for open-domain question answering. In *Proceedings of the 2015 Conference on Empirical Methods in Natural Language Processing*, 2013–2018.
- Yin, W.; Schütze, H.; Xiang, B.; and Zhou, B. 2016. Abcnn: Attention-based convolutional neural network for modeling sentence pairs. *Transactions of the Association for Computational Linguistics* 4:259–272.
- Yu, L.; Hermann, K. M.; Blunsom, P.; and Pulman, S. 2014. Deep learning for answer sentence selection. *arXiv preprint arXiv:1412.1632*.
- Zhang, Y.; Qi, P.; and Manning, C. D. 2018. Graph convolution over pruned dependency trees improves relation extraction. *arXiv preprint arXiv:1809.10185*.