

(2.5+1)D Spatio-Temporal Scene Graphs for Video Question Answering

Anoop Cherian, Chiori Hori, Tim K. Marks, Jonathan Le Roux

Mitsubishi Electric Research Labs (MERL), Cambridge, MA
{cherian, chori, tmarks, leroux}@merl.com

Abstract

Spatio-temporal scene-graph approaches to video-based reasoning tasks, such as video question-answering (QA), typically construct such graphs for every video frame. These approaches often ignore the fact that videos are essentially sequences of 2D “views” of events happening in a 3D space, and that the semantics of the 3D scene can thus be carried over from frame to frame. Leveraging this insight, we propose a (2.5+1)D scene graph representation to better capture the spatio-temporal information flows inside the videos. Specifically, we first create a 2.5D (pseudo-3D) scene graph by transforming every 2D frame to have an inferred 3D structure using an off-the-shelf 2D-to-3D transformation module, following which we register the video frames into a shared (2.5+1)D spatio-temporal space and ground each 2D scene graph within it. Such a (2.5+1)D graph is then segregated into a static sub-graph and a dynamic sub-graph, corresponding to whether the objects within them usually move in the world. The nodes in the dynamic graph are enriched with motion features capturing their interactions with other graph nodes. Next, for the video QA task, we present a novel transformer-based reasoning pipeline that embeds the (2.5+1)D graph into a spatio-temporal hierarchical latent space, where the sub-graphs and their interactions are captured at varied granularity. To demonstrate the effectiveness of our approach, we present experiments on the NEX-T-QA and AVSD-QA datasets. Our results show that our proposed (2.5+1)D representation leads to faster training and inference, while our hierarchical model showcases superior performance on the video QA task versus the state of the art.

Introduction

Recent advances in deep learning have made it possible to think beyond individual domains, such as computer vision and natural language processing, and consider tasks that are at their intersections. Visual question answering (VQA) is one such task that has witnessed a significant attention lately (Antol et al. 2015; Anderson et al. 2018; Wu et al. 2017; Jang et al. 2017; Geng et al. 2021; Chen et al. 2020; Ghosh et al. 2019). While earlier approaches to this task used holistic visuo-textual representations (Dang et al. 2021; Antol et al. 2015), it was found that decomposing a visual scene into its constituents (and their relationships) provided

a better reasoning pipeline (Anderson et al. 2018; Johnson et al. 2015; Krishna et al. 2017; Dornadula et al. 2019), perhaps because of the possibility for an easier disentanglement of the scene objects relevant to the given question. Such a disentanglement naturally leads to a graph representation of the scene, usually called a scene graph (Johnson et al. 2015). Using such a graph representation allows one to use the powerful machinery of graph neural networks for VQA, and has demonstrated significant promise (Li and Jiang 2019; Li et al. 2019; Pan et al. 2020; Geng et al. 2021).

While visual scene graphs were originally proposed for image-based tasks, there have been direct adaptations of this data structure for video-based reasoning problems (Geng et al. 2021; Chatterjee et al. 2021; Pan et al. 2020; Herzig et al. 2019). Usually, in such problems, scene graphs are constructed for every video frame, followed by an inter-frame representation learning to produce holistic video level features for reasoning. However, having scene graphs for every frame may be redundant and could even become computationally detrimental for longer video sequences. Taking a step back, we note that videos are essentially 2D views of a 3D space in which various events happen temporally, and representing the scene in a 4D spatio-temporal space could thus potentially avoid such representational redundancies. Furthermore, object properties such as permanence (Shamshian et al. 2020) could be handled more effectively in a 3D space, as each object (that is visible in some video frame) gets a location therein, thereby disentangling the camera views from its spatial location (Tung et al. 2020; Girdhar and Ramanan 2019). Using such a 3D representation thus would provide a natural way to avoid occlusions, which is a significant problem when working with 2D scene graphs.

Motivated by the above insight, we explore a novel spatio-temporal scene graph representation, where the graph nodes are not grounded on individual video frames, instead are mapped to a shared 3D world coordinate frame. While there are approaches in computer vision that could produce such a common 3D world (Hartley and Zisserman 2004), such methods usually assume: i) that the scene is static, without dynamic objects, ii) that the camera calibration information is known, or iii) that multiple overlapping views of the same scene are available; none of which may exist for arbitrary (internet) videos typically used in VQA tasks. Fortunately, there have been several recent advancements in 3D recon-

struction from 2D images, such as (Ranftl et al. 2019; Fu et al. 2018); these works take as input an image and produce a realistic pseudo-3D structure for the image scene, typically called a 2.5D image. For every video frame, we leverage such a 2.5D reconstruction to impart an approximate 3D location for each graph node, thereby producing a (2.5+1)D spatio-temporal scene graph.

A technical challenge with the above (2.5+1)D scene graph representation is that each graph is still specific to a video frame, and is not registered to a shared space. Such a registration is confounded by the fact that objects in the scene may move from frame to frame. To this end, we propose to: (i) split the (2.5+1)D scene graph into static and dynamic (2.5+1)D sub-graphs depending on whether the object class of the underlying scene graph node usually moves in real world (e.g., a *person* class is dynamic, while a *table* class is considered static), (ii) merge the *corresponding* static sub-graph nodes across frames based on their spatio-temporal proximity, thereby removing the node redundancy, and (iii) retain the nodes of the dynamic sub-graph from the original scene graph. As the dynamic sub-graph nodes are expected to not only capture the frame-level semantics, but to also potentially involve object actions (e.g., *person picking* a bottle), we enrich each dynamic graph node with motion features alongside its object-level feature representation. Thus, our proposed (2.5+1)D scene graph representation approximately summarizes the spatio-temporal activity happening in a scene in a computationally efficient framework.

The use of such a (2.5+1)D graph representation allows for developing rich inference schemes for VQA tasks. For example, to capture the interaction of a person with a static object in the scene, the inference algorithm needs to attend to regions in the (2.5+1)D graph where the spatio-temporal proximity between the respective graph nodes increase. Leveraging this intuition, we propose a hierarchical latent embedding of the (2.5+1)D graph where the graph edges are constructed via varied spatio-temporal proximities, thereby capturing the latent embeddings of the graph at multiple levels of granularity. We use such a graph within a Transformer reasoning pipeline (Vaswani et al. 2017) and conditioned on the VQA questions to retrieve the correct answer.

To validate the effectiveness of our approach, we present experiments on two recent video QA datasets, namely: (i) the NExT-QA dataset (Xiao et al. 2021) and (ii) the QA task of the audio-visual scene aware dialog (AVSD) dataset (Alamri et al. 2019a). Our results on these datasets show that our proposed framework leads to about $4\times$ speed up in training, while pruning 25–50% graph nodes, and showcases superior QA accuracy against recent state-of-the-art methods.

Related Work

We note that visual question answering has been a very active research area in the recent times, and thus interested readers may refer to excellent surveys such as (Teney et al. 2018; Wu et al. 2017). In the following, we restrict our lit-

erature review to prior methods that are most similar to our contributions.

Scene graphs for QA: Since the seminal work of (Johnson et al. 2015) in using scene graphs as a rich representation of an image scene, there have been extensions of this idea for video QA and captioning tasks (Herzig et al. 2019; Wang et al. 2018; Jang et al. 2017; Tsai et al. 2019b; Girdhar et al. 2019; Cherian et al. 2020). Spatio-temporal scene graphs are combined with a knowledge distillation objective for video captioning in (Pan et al. 2020). Similarly, video scene graphs are combined with multimodal Transformers for video dialogs and QA in (Geng et al. 2021). In (Jiang et al. 2019), a graph alignment framework is proposed that uses graph co-attention between visual and language cues for better video QA reasoning. In (Fan et al. 2019), a multi-step reasoning pipeline is presented that attends to visual and textual memories. We note that scene graphs have been explored for various action recognition tasks as well. For example, video action graphs are presented in (Bar et al. 2020; Rashid, Kjellstrom, and Lee 2020; Wang and Gupta 2018). Action Genome (Ji et al. 2020; Cong et al. 2021) characterizes manually annotated spatio-temporal scene graphs for action recognition. In contrast to these prior methods, we seek a holistic and potentially minimal representation of a video scene via pseudo-3D scene graphs for the QA task.

3D scene graphs: Very similar to our motivations towards a comprehensive scene representation, 3D scene graphs have been proposed in (Armeni et al. 2019). However, their focus is on efficient annotation and collection of such graphs from 3D sensors. Similarly, more recent efforts such as (Zhang et al. 2021; Wu et al. 2021) also improvises the construction of 3D scene graphs from RGBD scans, while our focus is on constructing pseudo-3D graphs leveraging recent advancements in 2D-to-3D methods. We note that while precise 3D scene graphs may be important for several tasks such as robot navigation or manipulation, they may not be crucial for reasoning tasks such as what we consider in this paper, and for such tasks approximate 3D reasoning may be sufficient. We also note that 3D graphs have been explored for video prediction tasks in (Tung et al. 2020), however in a controlled setting.

Graph Transformers: Similar to our contribution, connections between graphs and Transformers have been explored previously. For example, (Choromanski et al. 2021) has explored long-range attention using kernelized Transformers, while (Tsai et al. 2019a) presents a kernel view of Transformer attention, and (Bello 2021) introduces long-range attention using lambda layers that captures position and content interactions. While there are some similarities between these works and ours in the use of kernels and positional details in computing the similarity matrix within a Transformer, our objective and goals are entirely different from these works. Specifically, our proposed architecture is to represent a pseudo-3D scene at multiple levels of spatio-temporal granularity for a reasoning task, which is entirely different from the focus of these prior works.

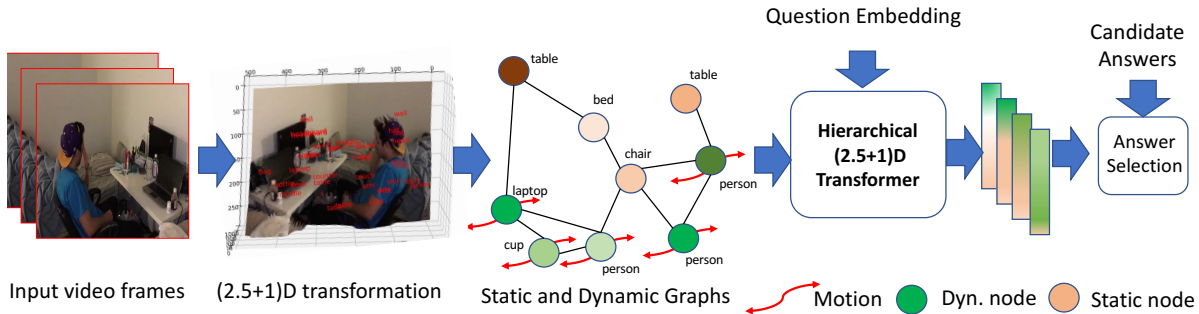


Figure 1: A schematic illustration of our proposed (2.5+1)D video QA reasoning pipeline.

Proposed Method

In this section, we first present our setup for constructing (2.5+1)D scene graphs for a given video sequence, then explain our hierarchical spatio-temporal Transformer-based graph reasoning pipeline. See Fig. 1 for an overview of our framework.

Problem Setup

We assume that we have access to a set of N training video sequences, $\mathcal{S} = \{S_1, S_2, \dots, S_N\}$, where the i -th video consists of n_i frames. In the following, we eliminate the subscripts for simplicity, and use S to denote a generic video sequence from \mathcal{S} that has n frames. We assume that each video S is associated with at least one question Q , which is an ordered tuple of words from a predefined vocabulary (tokenized and embedded suitably). We define the task of video QA as that of retrieving a predicted answer, A_{pred} , from a collection of ℓ possible answers, $\mathcal{A} = \{A_1, A_2, \dots, A_\ell\}$. Of these ℓ answers, we denote the ground-truth answer as A_{gt} . We propose to represent S as a (2.5+1)D spatio-temporal scene graph. The details of this process are described in the following subsections.

2D Scene Graph Construction

Let $\mathcal{G} = (\mathcal{V}, \mathcal{E})$ be a scene graph representation of a video sequence S of length n frames, where $\mathcal{V} = V_1 \cup V_2 \cup \dots \cup V_n$ denotes the set of nodes, each V_t denotes the subset of nodes associated with frame t , and $\mathcal{E} \subseteq \mathcal{V} \times \mathcal{V}$ denotes the set of graph edges (which are computed as part of our hierarchical Transformer framework explained later). To construct the scene graph \mathcal{G} , we follow the standard pipeline using an object detector. Specifically, we first extract frames from the video sequence and pass each frame as input to a Faster R-CNN (FRCNN) object detection model (Ren et al. 2015). The FRCNN implementation that we use is pre-trained on the Visual Genome dataset (Anderson et al. 2018) and can thus detect 1600 object classes, which include a broad array of daily-life indoor and outdoor objects. In every frame, the FRCNN model detects m objects, each of which is represented by a graph node v that contains a tuple of FRCNN outputs $(f_v^o, c_v, \text{bbox}_v)$, where f_v^o is the object’s neural representation, c_v is its label in the Visual Genome database, and bbox_v denotes its bounding box coordinates relative

to the respective frame. Thus, for a video sequence with n frames, we will have mn graph nodes.¹ However, as alluded to above, several of these graph nodes may be redundant, thus motivating us to propose our (2.5+1)D scene graphs.

(2.5+1)D Scene Graphs

Suppose $D: \mathbb{R}^{h \times w \times 3} \rightarrow \mathbb{R}^{h \times w \times 4}$ denotes a neural network model that takes as input an RGB image and produces as output an RGBD image, where the depth is estimated. For a video frame (image) I , further let $d_I: \mathbb{R}^2 \rightarrow \mathbb{R}^3$ map a 2D pixel location (x, y) to a respective 3D coordinate, denoted $p = (x, y, z)$. To implement D , we use an off-the-shelf pre-trained 2D-to-3D deep learning framework. While there are several options for this network (Fu et al. 2018; Li et al. 2020), we use the MiDAS model (Ranftl et al. 2019), due to its ease of use and its state-of-the-art performance in estimating realistic depth for a variety of real-world scenes. For a scene graph node $v \in V_t$ extracted from video frame t (image I_t), let $\overline{\text{bbox}}_v$ denote the centroid of the node’s detected bounding box. To enrich the scene graph with (2.5+1)D spatio-temporal information, we expand the representation of node v to include its depth and frame index by updating the tuple for v to be $(f_v^o, c_v, \overline{\text{bbox}}_v, p_v, t)$, where $p_v = d_{I_t}(\overline{\text{bbox}}_v)$ can be interpreted as the 3D centroid of the bounding box. We denote the enriched graph as $\mathcal{G}_{3.5D}$.

Static and Dynamic Sub-graphs

While the nodes in $\mathcal{G}_{3.5D}$ are equipped with depth, they are still grounded in every video frame, which is potentially wasteful. This is because many of these nodes may correspond to objects in the scene that seldom move in the real world. If we can identify such objects, then we can prune their redundant scene graph nodes. To this end, we segregated the Visual Genome classes into two distinct categories, namely (i) a category \mathcal{C}_s of static scene objects, such as *table*, *tree*, *sofa*, *television*, etc., and (ii) a category \mathcal{C}_d of dy-

¹While this may appear not too big a memory footprint, note that each visual feature f_v^o is usually a 2048D vector. Thus, with $m = 36$, videos of length $n \approx 50$ frames, and a batch size of 64, we would need about 15GB of GPU memory for forward propagation alone.

dynamic objects, such as *people, mobile, football, clouds*, etc. While the visual appearance of a static object may change from frame to frame, we assume that its semantics do not change and are sufficient for reasoning about the object in the QA task. However, such an assumption may not hold for a dynamic object, such as a *person* who may interact with various objects in the scene, and each interaction needs to be retained for reasoning. Using this class segregation, we split the graph $\mathcal{G}_{3.5D}$ into two distinct scene graphs, \mathcal{G}_s and \mathcal{G}_d , corresponding to whether the object label c_v of a node $v \in \mathcal{V}$ belongs to \mathcal{C}_s or \mathcal{C}_d , respectively.

Our next subgoal is to register $\mathcal{G}_{3.5D}$ in a shared 3D space. There are two key challenges in such a registration, namely that (i) the objects in the scene may move, and (ii) the camera may move. These two problems can be tackled easily if we extract registration features only from the static sub-graph nodes of the frames. Specifically, if there is camera motion, then one may find a frame-to-frame 3D projection matrix using point features, and then use this projection matrix to spatially map all the graph nodes (including the dynamic nodes) into a common coordinate frame.

While this setup is rather straightforward, we note that the objects in the static nodes are only defined by their bounding boxes, which are usually imprecise. Thus, to merge two static nodes, we first consider whether the nodes are from frames that are sufficiently close in time, with the same object labels, and with the intersection over union (IoU) of their bounding boxes above a threshold γ . Two nodes $v_t, v_{t'} \in \mathcal{G}_s$, from frames with timestamps $t \neq t'$ (where $|t - t'| < \delta$) are candidates for merging if the following criterion C is met:

$$C(v_t, v_{t'}) := (c_{v_t} = c_{v_{t'}}) \wedge \text{IoU}(\text{bbox}_{v_t}, \text{bbox}_{v_{t'}}) > \gamma. \quad (1)$$

If a static node v_t has multiple candidate nodes in the previous δ frames that satisfy criterion (1), the candidate with the nearest 3D centroid is selected as the matching node that will be merged:

$$\text{match}(v_t) = \underset{\substack{v_{t'} \in V_{t-\delta}^s \cup \dots \cup V_{t-1}^s \\ \text{such that } C(v_t, v_{t'}) = 1}}{\arg \min} \|p_{v_t} - p_{v_{t'}}\|, \quad (2)$$

where $V_t^s = \{v_t \in V_t \mid v_t \in \mathcal{G}_s\}$ denotes the set of all static nodes from frame t . Since (2) chooses the best match from the past δ frames, rather than just from frame $t - 1$, it can tolerate more noise in the estimates of the depth and the bounding boxes associated with the graph nodes.

We can apply this matching process recursively in order to determine larger equivalence classes of matched nodes to be merged, where an equivalence class is defined as the set of all nodes that share a single common ancestor. We accomplish this by looping over the frames t in temporal order, where for each node v_t for which $\text{match}(v_t)$ exists, we assign $\text{ancestor}(v_t) = \text{ancestor}(\text{match}(v_t))$. This procedure is detailed in Algorithm 1. Finally, for each ancestor, all nodes that share that ancestor are merged into a single node. The feature f_v^o associated with the new node v is obtained by averaging the features from all of the nodes that were merged into it. We use the 3D coordinate p of the parent node for all the child nodes that are merged into it. Let $\mathcal{G}_{s'}$

Algorithm 1: Identifying common ancestors for merging

```

for  $v_1 \in V_1^s$  do
   $\text{ancestor}(v_1) := v_1$ 
for  $t = 2$  to  $n$  do
  for  $v_t \in V_t^s$  do
    if  $\text{match}(v_t)$  exists then
       $\text{ancestor}(v_t) := \text{ancestor}(\text{match}(v_t))$ 

```

denote the new reduced version of \mathcal{G}_s after each equivalence class of matched nodes has been merged into one node.

Motion Features

To recap, so far we have segregated the graph $\mathcal{G}_{3.5D}$ into \mathcal{G}_s and \mathcal{G}_d , where the nodes of \mathcal{G}_s have been pruned and registered into a common shared 3D space to form an updated graph $\mathcal{G}_{s'}$, while the spatial locations of the nodes in the dynamic graph \mathcal{G}_d have been updated via transformation matrices produced from $\mathcal{G}_{s'}$ into the same coordinate frame. An important step missing in our framework is that the dynamic sub-graph that we have constructed so far is still essentially a series of graph nodes produced from FRCNN, which is a static object detection model – that is, the nodes are devoid of any *action* features that are perhaps essential in capturing how a dynamic node *acts* within itself and on its environment (defined by the static objects). To this end, we propose to incorporate motion features into the nodes of the dynamic graph. Specifically, we use the I3D action recognition neural network (Carreira and Zisserman 2017), pre-trained on the Kinetics-400 dataset to produce convolutional features from short temporal video clips. These features are then ROI-pooled using the (original) bounding boxes associated with the dynamic graph nodes. Suppose $f_{v_t}^a = \text{ROI Pool}(\text{I3D}(s_t), \text{bbox}_{v_t})$, where s_t denotes a short video clip around the t -th video frame of a video S , then we augment the FRCNN feature vector by concatenating the object and action features as $f_v^{oa} \leftarrow f_v^o \parallel f_v^a$, for all $v \in V_d$, where \parallel denotes feature concatenation.

Hierarchical Graph Embedding

Using our (2.5+1)D scene graph thus constructed, we are now ready to present our video QA reasoning setup. As the questions in a QA task may need reasoning at various levels of abstraction (e.g., Q: *what is the color of a person's shirt?* A: *red*, Q: *why did the boy cry?*: A: *Because the ball hit him*, etc.), we decided to design our reasoning pipeline so that it can capture such a hierarchy. To set the stage, let us review a few basics on Transformers in our context. In the sequel, we assume the set of nodes in $\mathcal{G}_{3.5D}$ is given by: $V' = V_{s'} \cup V_d$.

Transformers: Suppose $F \in \mathbb{R}^{r \times |V'|}$ denotes a matrix of features computed from the static and dynamic graph nodes of a video S via projecting their original features into latent spaces of dimensionality r using multi-layer perceptrons, MLP_s and MLP_d ; i.e., $F = \text{MLP}_s(f_{V_{s'}}^o) \parallel \text{MLP}_d(f_{V_d}^{oa})$.

If $\mathbf{Q}_F^i, \mathbf{K}_F^i, \mathbf{V}_F^i \in \mathbb{R}^{r_k \times |V'|}$ denote the i -th k -headed query, key, and value embeddings of F respectively, where $r_k = r/k$, then a multi-headed self-attention Transformer encoder

produces features F' given by:

$$F' := \prod_{i=1}^k \text{softmax} \left(\frac{\mathbf{Q}_F^i \mathbf{K}_F^{i \top}}{\sqrt{r_k}} \right) \mathbf{V}_F^i. \quad (3)$$

(2.5+1)D-Transformer: We note that in a standard Transformer described in (3), each output feature in F' is a mixture embedding of several input features, as decided by the similarity computed within the softmax. Our key idea in (2.5+1)D-Transformer is to use a similarity defined by the spatio-temporal proximity of the graph nodes as characterized by our (2.5+1)D scene graph. For two nodes $v_1, v_2 \in V'$, let a similarity kernel κ be defined as:

$$\kappa(v_1, v_2 | \sigma_S, \sigma_t) = \exp \left(-\frac{\|p_{v_1} - p_{v_2}\|^2}{\sigma_S^2} - \frac{\|t_{v_1} - t_{v_2}\|_1}{\sigma_T} \right), \quad (4)$$

capturing the spatial-temporal proximity between v_1 and v_2 for scales σ_S and σ_T for spatial and temporal cues, respectively. Then, our (2.5+1)D-Transformer is given by:

$$F'_{3.5D} := \prod_{i=1}^k \text{softmax} \mathbf{K}(V', V' | \sigma_S, \sigma_T) \mathbf{V}_F^i, \quad (5)$$

where we use \mathbf{K} to denote the spatio-temporal kernel matrix constructed on V' using (4) between every pair of nodes. Such a similarity kernel merges features from nodes in the graph that are spatio-temporally nearby – such as for example, *a person interacting with an object*, or the dynamics of objects in \mathcal{G}_d . Further, the kernel is computed on a union of the graph nodes in $\mathcal{G}_{s'}$ and \mathcal{G}_d , and thus directly captures the interactions between the static and dynamic graphs.

Hierarchical (2.5+1)D-Transformer: Note that our (2.5+1)D-Transformer in (5) captures the spatio-temporal features at a single granularity as defined by σ_S and σ_T . However, we can improve this representation towards a hierarchical abstraction of the scene graph at multiple granularities. Let $\sigma_S^j, \sigma_T^j, j = 1, \dots, \eta$ be a set of scale, and let $\text{MLP}_j, j = 1, \dots, \eta$ be a series of multilayer perceptrons, then combining (3) and (5), we define our hierarchical (2.5+1)D-Transformer producing features $F_{3.5D}^H$ as:

$$F_{3.5D}^H = \sum_{j=1}^{\eta} \text{MLP}_j \prod_{i=1}^k \left(\text{softmax} \mathbf{K}(V', V' | \sigma_S^j, \sigma_T^j) \mathbf{V}_F^i \right). \quad (6)$$

In words, (6) computes spatial-temporal kernels at various bandwidths and merges the respective scene graph node features and embeds them into a hierarchical representation space via the MLPs. In practice, we find that it is useful to combine the kernel similarity in (6) with the feature similarity in (3) and add (6) with (3) (after an MLP) to produce the final graph features. Fig. 2 shows the architecture of the proposed Transformer.

Question Conditioning: For the video QA task, we first use a standard Transformer architecture in (3) to produce multi-headed self-attention on the embeddings of the given

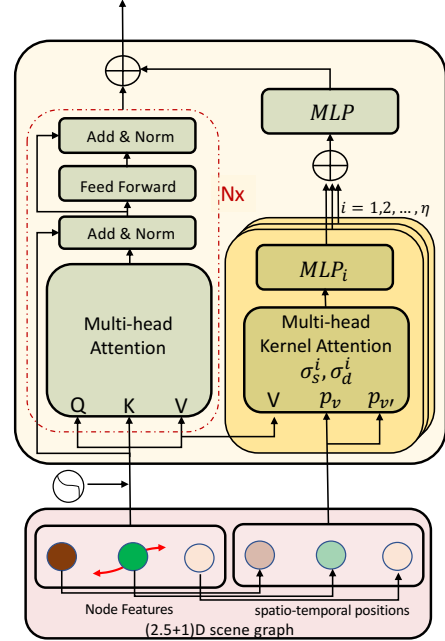


Figure 2: The architecture of the proposed Hierarchical (2.5+1)D-Transformer for encoding (2.5+1)D scene graphs. The left module in red ($N \times$) is the standard Transformer.

question. This step precedes attending the encoded questions on $F_{3.5D}^H$ via a multi-headed cross-attention Transformer, followed by average pooling to produce question-conditioned features $F_{3.5D}^Q$. In this case, the source to the cross-Transformer is the set of $F_{3.5D}^H$ features, while the target sequence corresponds to the self-attended question embeddings.

Training Losses: To predict an answer A_{pred} for a given video S and a question Q , we use the question-conditioned (2.5+1)D-Transformer features produced in the previous step and compute its similarities with the set of candidate answers. Specifically, the predicted answer is defined as $A_{\text{pred}} = \text{softmax}(F_{3.5D}^Q \mathbf{A})$, where \mathbf{A} represents embeddings of candidate answers. For training the model, we use cross-entropy loss between A_{pred} and the ground truth answer A_{gt} . Empirically, we find that rather than computing the cross-entropy loss against one of ℓ answers, if we compute the loss against $b \times \ell$ answers produced via concatenating all answers in a batch, that produced better gradients and training. Such a concatenation is usually possible as the text answers for various questions are often different.

Experiments

In this section, we provide experiments demonstrating the empirical benefits of our proposed representation and inference pipeline. We first review the datasets used in our experiments, following which we describe in detail our setup, before presenting our numerical and qualitative results.

Datasets

We used two recent video QA datasets for evaluating our task, namely NExT-QA (Xiao et al. 2021) and AVSD-QA (Alamri et al. 2019a).

NExT-QA Dataset is a very recent video question answering dataset that goes beyond traditional VQA tasks, and incorporates a significant number of *why* and *how* questions, that often demand higher level abstractions and semantic reasoning about the videos. The dataset consists of 3,870 training, 570 validation, and 1,000 test videos. The dataset provides 34,132, 4,996, and 8,564 multiple choice questions in the training, validation, and test sets respectively, and the task is to select one of the five candidate answers. As the test video labels are with-held for online evaluation, we report performances on the validation set in our experiments. We use the code provided by the authors of (Xiao et al. 2021) for our experiments, which we modified to incorporate our Transformer pipeline.

AVSD-QA Dataset is a variant of the Audio-Visual Scene Aware Dialog dataset (Alamri et al. 2019b), repurposed for the QA task. The dataset consists of not only QA pairs, but also provides a human generated conversation history, and captions for each video. In the QA version of this dataset, the task is to use the last question from dialog history about the video to select an answer from one of a hundred candidate answers. The dataset consists of 11,816 video clips and 118,160 QA pairs, of which we follow the standard splits to use 7,985, 1,863, and 1,968 clips for training, validation, and test. We report the performances on the test set. For this dataset, we used an implementation that is shared by the authors of (Geng et al. 2021) and incorporated our modules.

Experimental Setup and Training

Visual Features: As mentioned earlier, we use public implementations for constructing our scene graphs and (2.5+1)D graphs, these steps being done offline. Specifically, the video frames are sub-sampled at fixed 0.5 fps for constructing the scene graphs using Faster RCNN, and each frame is processed by the MiDAS pre-trained model for computing the RGBD images. The FRCNN and depth images are then combined in a pre-processing stage for pruning the scene graph nodes as described earlier. Out of 1600 object classes in the Visual Genome dataset, we segregated 1128 of the classes as *dynamic* and used those for constructing the dynamic scene graph. Next, we used the I3D action recognition model (Carreira and Zisserman 2017) to extract motion features from the dynamic graph nodes. For this model, we used the videos at their original frame rate, but averaged the spatio-temporal volumes via conditioning on the pruned FRCNN bounding boxes for every dynamic object anchored at the frame corresponding to the frame rate used in the object detection model. This setup produced 2048D features for the static graph nodes and (2048+1024)D features for the dynamic graph nodes. These features are then separately projected into a latent space of 256 for NExT-QA and 128 dimensions for AVSD-QA datasets on which the Transformers operate.

Text Features: For the NExT-QA dataset, we use the provided BERT features for every question embedding. These

are 768D features, which we project into 256D latent space to be combined with our visual features. Each candidate answer is concatenated with the question, and BERT features are computed before matching them with the visual features for selecting the answer. For NExT-QA, we also augment the BERT features with the recent CLIP features (Radford et al. 2021) that are known to have better vision-language alignment. For AVSD-QA, we used the provided implementation to encode the question and the answers using an LSTM into a 128D feature space. We used the same LSTM to encode the dialog history and the caption features; these features are then combined with the visual features using multi-headed shuffled Transformers as suggested in (Geng et al. 2021).

Evaluation Protocol: We used the classification accuracy on NExT-QA, while we use mean retrieval rank on the AVSD-QA dataset; the latter measure ranks the correct answer among the selections made by an algorithm and reports the mean rank over the test set. Thus, a lower mean rank suggests better performance.

Training Details: We use an Adam optimizer for training both the models. For NExT-QA, we used a learning rate of $5e-5$ as suggested in the paper with a batch size of 64 and trained for 50 epochs, while AVSD-QA used a learning rate of $1e-3$ and a batch size of 100, and trained for 20 epochs.

Hyperparameters: There are two key hyperparameters in our model, namely (i) the number of spatial abstraction levels in the hierarchical Transformer, and (ii) the bandwidths for the spatio-temporal kernels. We found that for the NExT-QA dataset, a four layer hierarchy with $\sigma_S \in \{0.01, 0.1, 1, 10\}$ showed the best results, while for AVSD-QA, we used $\sigma_S \in \{1, 10\}$. As for the temporal scale, we divided the frame index t_v by the maximum number of video frames in the dataset (making the temporal span of the video to be in the unit interval), and used $\sigma_T = \sigma_S$. We found that using a larger number of hierarchical levels did not change the performance for NExT-QA, while it showed slightly inferior performance on AVSD-QA. For the Transformer, we used a 4-headed attention for NExT-QA, and a 2-headed attention for AVSD-QA.

Results

In this section, we provide numerical results of our approach against state of the art, as well as analyze the contribution of each component in our setup.

State-of-the-art Comparisons: In Tables 1 and 2, we compare the performance of our full (2.5+1)D-Transformer pipeline against recent state-of-the-art methods. Notably, on NExT-QA we compare with methods that use spatio-temporal models for VQA such as spatio-temporal reasoning (Jang et al. 2019), graph alignment (Jiang and Han 2020), hierarchical relation models (Le et al. 2020), against which our proposed model shows a significant $\sim 4\%$ improvement, clearly showing benefits. On AVSD-QA, as provided in Table 2, we compare against the state of the art STSGR model (Geng et al. 2021), as well as older multi-modal Transformers (Le et al. 2019), outperforming them in the mean rank of the retrieved answer. We found that when our AVSD-QA model is combined with other text cues (such as dialog history and captions), the mean rank improves to




Figure 3: Qualitative results: First two rows on NExT-QA and the last two on the AVSD-QA datasets. We compare to HGA (Fan et al. 2019) on NExT-QA, and STSGR (Geng et al. 2021) on AVSD-QA datasets.

Method	Acc. (%) \uparrow
Spatio-Temporal VQA (Jang et al. 2019)	47.94
Co-Memory-QA (Gao et al. 2018)	48.04
Hier. Relation n/w (Le et al. 2020)	48.20
Multi-modal Attn VQA (Fan et al. 2019)	48.72
graph-alignment VQA (Jiang and Han 2020)	49.74
(2.5+1)D-Transformer (ours)	53.40

Table 1: Comparisons to the state of the art on the NExT-QA dataset. Results for the various competitive methods are taken from (Xiao et al. 2021).

Method	Mean Rank \downarrow
Question Only (Alamri et al. 2019a)	7.63
Multimodal Transformers (Hori et al. 2019)	7.23
Question + Video (Alamri et al. 2019a)	6.86
MTN (Le et al. 2019)	6.85
ST Scene Graphs (Geng et al. 2021)	5.91
(2.5+1)D-Transformer (ours)	5.84

Table 2: Comparisons to the state of the art on the AVSD-QA dataset. The prior results are taken from (Geng et al. 2021).

nearly 1.4, suggesting a significant bias between the questions and the text-cues. Thus, we restrict our analysis only to using the visual features.

Ablation Studies

In Table 4, we provide an ablation study on the importance of each component in our setup on both the datasets. Our results show that without the static or the dynamic sub-graphs, the performance drops. Without I3D features, the performance drops significantly for both the datasets, underlining the importance of motion features in the graph pipeline. We find that without the hierarchical Transformer,

the performance drops from 53.4 \rightarrow 52.9 on NExT-QA, and 5.84 \rightarrow 5.97 on AVSD-QA. Further, the trick of using augmented answers in the learning process as described in the section on Training Losses seems to help improve the training of the models. We also evaluate the importance of question conditioning, which appears to contribute to the final performance. As our proposed pipeline is sequential in nature, we may also study the performance via removing individual modules from the pipeline. In Table 5 rows 1-4, we show the results of this experiment. Our results show that our proposed Transformer module leads to nearly 3% improvement, and using the pseudo-depth improves by a further 1%.

In Table 6, we ablate on the performance of the hierarchy in the (2.5+1)D-Transformer. Specifically, we show results for various kernel scales and their combinations on the NExT-QA dataset. The results suggest that including more scales (i.e., hierarchies) leads to better modeling of the video scene and better performance. We use only the (2.5+1)D-Transformer for this experiment without using the combination with the standard Transformer to clearly separate out the benefits.

Computational Benefits: In Table 5 last row, we further show ablations on NExT-QA dataset, when the full set of graph nodes are used for inference. As expected in this case, the performance improves mildly, however our experiments show that the time taken for every training iteration in this case slows down 4-fold (from \sim 1.5 s per iteration to \sim 6 s on a single RTX6000 GPU). In Table 7, we compare the number of nodes in the static and dynamic graphs, and compare it to the total number of nodes in the unpruned graph for both the datasets. As the results show, our method prunes nearly 54% of graph nodes on AVSD-QA dataset and 24% on NExT-QA. We believe the higher pruning ratio for AVSD-QA is perhaps due to the fact that most of its videos do not contain shot-switches and use a stationary camera, which is not the case with NExT-QA.

Question-Category Level Performance: In Table 3, we compare the performance of our (2.5+1)D approach on various question categories in the NExT-QA dataset. Specifi-

Method	Why	How	Prev&Next	Present	Count	Location	Other	Overall
STVQA, IJCV'19	45.37	43.05	47.52	51.73	43.50	65.42	53.77	47.94
CoMem, CVPR'18	46.15	42.61	48.16	50.38	41.81	67.12	51.80	48.04
HCRN, CVPR'20	46.99	42.90	48.16	50.83	40.68	65.42	49.84	48.20
HME, CVPR'19	46.52	45.24	47.52	49.17	45.20	73.56	51.15	48.72
HGA, AAAI'20	46.99	44.22	49.53	52.49	44.07	72.54	55.41	49.74
Ours	52.39	48.36	50.91	54.28	46.02	77.08	58.31	53.4
% improvement	+5.4	+3.12	+1.38	+1.79	+0.82	+3.52	+2.91	+3.66

Table 3: Comparison of our answer selection on various categories in NExT-QA dataset against other recent methods. The numbers for competing methods are taken from (Xiao et al. 2021).

Ablation	NExT-QA	AVSD-QA
	Acc (%) \uparrow	mean rank \downarrow
No dynamic graph	52.49	5.97
No static graph	53.00	6.03
No I3D	52.65	6.09
No hier. kernel	52.90	5.97
No answer augment	49.98	5.92
No question condition	50.39	5.96
Full Model	53.40	5.84

Table 4: Ablation studies on NExT-QA and AVSD-QA datasets after removing a sub-module from the full pipeline.

#	Ablation on NExT-QA	Acc. (%) \uparrow
1	Txr + I3D + FRCNN + QC	47.9
2	(1) + AA	49.8
3	Txr + V(2+1)D Txr + AA + QC	52.4
4	Txr + V(2.5+1)D Txr + AA + QC (full)	53.4
5	(4) using all nodes (no pruning)	53.5

Table 5: Ablation studies on NExT-QA by removing modules in our pipeline. Notation: *Txr*: standard Transformer; *I3D+FRCNN*: averaged I3D and FRCNN features per frame (no graph); *AA*: Answer augmentation; *QC*: Question-conditioning; *V(2+1)D Txr*: Scene graph without depth; *V(2.5+1)D Txr*: Scene graph using (pseudo-) depth.

Hier. levels	bandwidths σ	Accuracy
1-level	0.01	52.13
2-levels	{0.01, 0.1}	52.58
3-levels	{0.01, 0.1, 1.0}	52.97
4-levels	{0.01, 0.1, 1.0, 10.0}	53.20
5-levels	{0.01, 0.1, 1.0, 10, 20.0}	53.00

Table 6: Ablation study on NExT-QA using different spatio-temporal hierarchies defined by the kernel bandwidth σ .

	AVSD-QA	NExT-QA
Full graph	502.43	656.30
Static graph	97.26	68.68
Dynamic graph	136.10	430.83
% node reduction	53.6	23.9

Table 7: Computational benefits of the proposed approach. The numbers indicate the average number of graph nodes per video sequence in each dataset.

cally, the dataset categorizes its questions into 7 reasoning classes: (i) why, (ii) how, (iii) previous&next, (iv) present (v) counting, (vi) spatial location related, and (vii) all other questions. From Table 3, we see that our proposed representation fares well in all the categories against the state of the art. More interestingly, our method works significantly outperforms to the next best scheme HGA (Jiang and Han 2020), by more than 5% on *why*-related questions and 3.5% on *location*-related questions, perhaps due to better spatio-temporal localization of the objects in the scenes as well as the spatio-temporal reasoning.

Qualitative Results: In Fig. 3, we present qualitative QA results and compare against the responses produced by two recent methods. More results and visualizations are provided in the extended paper (Cherian et al. 2022).

Conclusions

In this paper, we presented a novel (2.5+1)D representation for the task of video question answering. We use 2.5D pseudo-depth of scene objects to be disentangled in 3D space, allowing the pruning of redundant detections. Using the 3D setup, we further disentangled the scene into a set of dynamic objects that interact within themselves or with the environment (defined by static nodes); such interactions are characterized in a latent space via spatio-temporal hierarchical transformers, that produce varied abstractions of the scene at different scales. Such abstractions are then combined with text queries in the video QA task to select answers. Our experiments demonstrate state-of-the-art results on two recent and challenging real-world datasets. Going forward, we plan to explore the use of our setup in audio-visual context.

References

- Alamri, H.; Cartillier, V.; Das, A.; Wang, J.; Cherian, A.; Essa, I.; Batra, D.; Marks, T. K.; Hori, C.; Anderson, P.; et al. 2019a. Audio visual scene-aware dialog. In *Proceedings of the IEEE/CVF Conference on Computer Vision and Pattern Recognition*, 7558–7567.
- Alamri, H.; Hori, C.; Marks, T. K.; Batra, D.; and Parikh, D. 2019b. Audio Visual Scene-aware dialog (AVSD) Track for Natural Language Generation in DSTC7. In *AAAI workshop on the 7th edition of Dialog System Technology Challenge (DSTC7)*.
- Anderson, P.; He, X.; Buehler, C.; Teney, D.; Johnson, M.; Gould, S.; and Zhang, L. 2018. Bottom-up and top-down attention for image captioning and visual question answering. In *Proceedings of the IEEE/CVF Conference on Computer Vision and Pattern Recognition*, 6077–6086.
- Antol, S.; Agrawal, A.; Lu, J.; Mitchell, M.; Batra, D.; Zitnick, C. L.; and Parikh, D. 2015. Vqa: Visual question answering. In *Proceedings of the IEEE international conference on computer vision*, 2425–2433.
- Armeni, I.; He, Z.-Y.; Gwak, J.; Zamir, A. R.; Fischer, M.; Malik, J.; and Savarese, S. 2019. 3D Scene Graph: A structure for unified semantics, 3d space, and camera. In *Proceedings of the IEEE/CVF International Conference on Computer Vision*, 5664–5673.
- Bar, A.; Herzig, R.; Wang, X.; Chechik, G.; Darrell, T.; and Globerson, A. 2020. Compositional video synthesis with action graphs. *arXiv preprint arXiv:2006.15327*.
- Bello, I. 2021. Lambda Networks: Modeling long-range interactions without attention. *arXiv preprint arXiv:2102.08602*.
- Carreira, J.; and Zisserman, A. 2017. Quo vadis, action recognition? a new model and the kinetics dataset. In *Proceedings of the IEEE/CVF Conference on Computer Vision and Pattern Recognition*, 6299–6308.
- Chatterjee, M.; Le Roux, J.; Ahuja, N.; and Cherian, A. 2021. Visual Scene Graphs for Audio Source Separation. In *Proceedings of the IEEE/CVF International Conference on Computer Vision*, 1204–1213.
- Chen, L.; Yan, X.; Xiao, J.; Zhang, H.; Pu, S.; and Zhuang, Y. 2020. Counterfactual samples synthesizing for robust visual question answering. In *Proceedings of the IEEE/CVF Conference on Computer Vision and Pattern Recognition*, 10800–10809.
- Cherian, A.; Hori, C.; Marks, T. K.; and Roux, J. L. 2022. (2.5+ 1) D Spatio-Temporal Scene Graphs for Video Question Answering. *arXiv preprint arXiv:2202.09277*.
- Cherian, A.; Wang, J.; Hori, C.; and Marks, T. 2020. Spatio-temporal ranked-attention networks for video captioning. In *Proceedings of the IEEE/CVF Winter Conference on Applications of Computer Vision*, 1617–1626.
- Choromanski, K.; Lin, H.; Chen, H.; and Parker-Holder, J. 2021. Graph Kernel Attention Transformers. *arXiv preprint arXiv:2107.07999*.
- Cong, Y.; Liao, W.; Ackermann, H.; Rosenhahn, B.; and Yang, M. Y. 2021. Spatial-temporal transformer for dynamic scene graph generation. In *Proceedings of the IEEE/CVF International Conference on Computer Vision*, 16372–16382.
- Dang, L. H.; Le, T. M.; Le, V.; and Tran, T. 2021. Hierarchical Object-oriented Spatio-Temporal Reasoning for Video Question Answering. *arXiv preprint arXiv:2106.13432*.
- Dornadula, A.; Narcomey, A.; Krishna, R.; Bernstein, M.; and Li, F.-F. 2019. Visual relationships as functions: Enabling few-shot scene graph prediction. In *Proceedings of the IEEE/CVF International Conference on Computer Vision Workshops*.
- Fan, C.; Zhang, X.; Zhang, S.; Wang, W.; Zhang, C.; and Huang, H. 2019. Heterogeneous memory enhanced multimodal attention model for video question answering. In *Proceedings of the IEEE/CVF conference on computer vision and pattern recognition*, 1999–2007.
- Fu, H.; Gong, M.; Wang, C.; Batmanghelich, K.; and Tao, D. 2018. Deep ordinal regression network for monocular depth estimation. In *Proceedings of the IEEE/CVF Conference on Computer Vision and Pattern Recognition*, 2002–2011.
- Gao, J.; Ge, R.; Chen, K.; and Nevatia, R. 2018. Motion-appearance co-memory networks for video question answering. In *Proceedings of the IEEE/CVF Conference on Computer Vision and Pattern Recognition*, 6576–6585.
- Geng, S.; Gao, P.; Chatterjee, M.; Hori, C.; Le Roux, J.; Zhang, Y.; Li, H.; and Cherian, A. 2021. Dynamic graph representation learning for video dialog via multi-modal shuffled transformers. In *Proceedings of the AAAI Conference on Artificial Intelligence*.
- Ghosh, S.; Burachas, G.; Ray, A.; and Ziskind, A. 2019. Generating natural language explanations for visual question answering using scene graphs and visual attention. *arXiv:1902.05715*.
- Girdhar, R.; Carreira, J.; Doersch, C.; and Zisserman, A. 2019. Video action transformer network. In *Proceedings of the IEEE/CVF Conference on Computer Vision and Pattern Recognition*, 244–253.
- Girdhar, R.; and Ramanan, D. 2019. CATER: A diagnostic dataset for Compositional Actions and Temporal Reasoning. *arXiv preprint arXiv:1910.04744*.
- Hartley, R. I.; and Zisserman, A. 2004. *Multiple View Geometry in Computer Vision*. Cambridge University Press, ISBN: 0521540518, second edition.
- Herzig, R.; Levi, E.; Xu, H.; Gao, H.; Brosh, E.; Wang, X.; Globerson, A.; and Darrell, T. 2019. Spatio-temporal action graph networks. In *Proceedings of the IEEE/CVF International Conference on Computer Vision Workshops*.
- Hori, C.; Alamri, H.; Wang, J.; Wichern, G.; Hori, T.; Cherian, A.; Marks, T. K.; Cartillier, V.; Lopes, R. G.; Das, A.; et al. 2019. End-to-end audio visual scene-aware dialog using multimodal attention-based video features. In *ICASSP 2019-2019 IEEE International Conference on Acoustics, Speech and Signal Processing*, 2352–2356.
- Jang, Y.; Song, Y.; Kim, C. D.; Yu, Y.; Kim, Y.; and Kim, G. 2019. Video question answering with spatio-temporal reasoning. *International Journal of Computer Vision*, 127(10): 1385–1412.

- Jang, Y.; Song, Y.; Yu, Y.; Kim, Y.; and Kim, G. 2017. Tgif-qa: Toward spatio-temporal reasoning in visual question answering. In *Proceedings of the IEEE/CVF Conference on Computer Vision and Pattern Recognition*, 2758–2766.
- Ji, J.; Krishna, R.; Fei-Fei, L.; and Niebles, J. C. 2020. Action Genome: Actions as Composition of Spatio-temporal Scene Graphs. In *Proceedings of the IEEE/CVF Conference on Computer Vision and Pattern Recognition*.
- Jiang, P.; and Han, Y. 2020. Reasoning with heterogeneous graph alignment for video question answering. In *Proceedings of the AAAI Conference on Artificial Intelligence*, volume 34, 11109–11116.
- Jiang, Z.; Gao, P.; Guo, C.; Zhang, Q.; Xiang, S.; and Pan, C. 2019. Video object detection with locally-weighted deformable neighbors. In *Proceedings of the AAAI Conference on Artificial Intelligence*, volume 33, 8529–8536.
- Johnson, J.; Krishna, R.; Stark, M.; Li, L.-J.; Shamma, D.; Bernstein, M.; and Fei-Fei, L. 2015. Image retrieval using scene graphs. In *Proceedings of the IEEE Conference on Computer Vision and Pattern Recognition*, 3668–3678.
- Krishna, R.; Hata, K.; Ren, F.; Fei-Fei, L.; and Carlos Niebles, J. 2017. Dense-captioning events in videos. In *Proceedings of the IEEE/CVF Conference on Computer Vision and Pattern Recognition*, 706–715.
- Le, H.; Sahoo, D.; Chen, N. F.; and Hoi, S. C. 2019. Multi-modal transformer networks for end-to-end video-grounded dialogue systems. *arXiv preprint arXiv:1907.01166*.
- Le, T. M.; Le, V.; Venkatesh, S.; and Tran, T. 2020. Hierarchical conditional relation networks for video question answering. In *Proceedings of the IEEE/CVF Conference on Computer Vision and Pattern Recognition*, 9972–9981.
- Li, H.; Gordon, A.; Zhao, H.; Casser, V.; and Angelova, A. 2020. Unsupervised monocular depth learning in dynamic scenes. *arXiv preprint arXiv:2010.16404*.
- Li, L.; Gan, Z.; Cheng, Y.; and Liu, J. 2019. Relation-aware Graph Attention Network for Visual Question Answering. *arXiv:1903.12314*.
- Li, X.; and Jiang, S. 2019. Know more say less: Image captioning based on scene graphs. *IEEE Transactions on Multimedia*, 21(8): 2117–2130.
- Pan, B.; Cai, H.; Huang, D.-A.; Lee, K.-H.; Gaidon, A.; Adeli, E.; and Niebles, J. C. 2020. Spatio-temporal graph for video captioning with knowledge distillation. In *Proceedings of the IEEE/CVF Conference on Computer Vision and Pattern Recognition*, 10870–10879.
- Radford, A.; Kim, J. W.; Hallacy, C.; Ramesh, A.; Goh, G.; Agarwal, S.; Sastry, G.; Askell, A.; Mishkin, P.; Clark, J.; et al. 2021. Learning transferable visual models from natural language supervision. *arXiv preprint arXiv:2103.00020*.
- Ranftl, R.; Lasinger, K.; Hafner, D.; Schindler, K.; and Koltun, V. 2019. Towards robust monocular depth estimation: Mixing datasets for zero-shot cross-dataset transfer. *arXiv preprint arXiv:1907.01341*.
- Rashid, M.; Kjellstrom, H.; and Lee, Y. J. 2020. Action graphs: Weakly-supervised action localization with graph convolution networks. In *Proceedings of the IEEE/CVF Winter Conference on Applications of Computer Vision*, 615–624.
- Ren, S.; He, K.; Girshick, R.; and Sun, J. 2015. Faster R-CNN: Towards real-time object detection with region proposal networks. *Advances in Neural Information Processing Systems*, 28: 91–99.
- Shamsian, A.; Kleinfeld, O.; Globerson, A.; and Chechik, G. 2020. Learning object permanence from video. In *European Conference on Computer Vision*, 35–50. Springer.
- Teney, D.; Anderson, P.; He, X.; and Van Den Hengel, A. 2018. Tips and tricks for visual question answering: Learnings from the 2017 challenge. In *Proceedings of the IEEE Conference on Computer Vision and Pattern Recognition*, 4223–4232.
- Tsai, Y.-H. H.; Bai, S.; Yamada, M.; Morency, L.-P.; and Salakhutdinov, R. 2019a. Transformer Dissection: A Unified Understanding of Transformer’s Attention via the Lens of Kernel. *arXiv preprint arXiv:1908.11775*.
- Tsai, Y.-H. H.; Divvala, S.; Morency, L.-P.; Salakhutdinov, R.; and Farhadi, A. 2019b. Video relationship reasoning using gated spatio-temporal energy graph. In *Proceedings of the IEEE/CVF Conference on Computer Vision and Pattern Recognition*, 10424–10433.
- Tung, H.-Y. F.; Xian, Z.; Prabhudesai, M.; Lal, S.; and Fragkiadaki, K. 2020. 3D-OES: Viewpoint-invariant object-factorized environment simulators. *arXiv preprint arXiv:2011.06464*.
- Vaswani, A.; Shazeer, N.; Parmar, N.; Uszkoreit, J.; Jones, L.; Gomez, A. N.; Kaiser, Ł.; and Polosukhin, I. 2017. Attention is all you need. In *Advances in Neural Information Processing Systems*, 5998–6008.
- Wang, X.; Girshick, R.; Gupta, A.; and He, K. 2018. Non-local neural networks. In *Proceedings of the IEEE/CVF Conference on Computer Vision and Pattern Recognition*, 7794–7803.
- Wang, X.; and Gupta, A. 2018. Videos as space-time region graphs. In *Proceedings of the European Conference on Computer Vision*, 399–417.
- Wu, Q.; Teney, D.; Wang, P.; Shen, C.; Dick, A.; and van den Hengel, A. 2017. Visual question answering: A survey of methods and datasets. *Computer Vision and Image Understanding*, 163: 21–40.
- Wu, S.-C.; Wald, J.; Tateno, K.; Navab, N.; and Tombari, F. 2021. SceneGraphFusion: Incremental 3D Scene Graph Prediction from RGB-D Sequences. In *Proceedings of the IEEE/CVF Conference on Computer Vision and Pattern Recognition*, 7515–7525.
- Xiao, J.; Shang, X.; Yao, A.; and Chua, T.-S. 2021. NExT-QA: Next Phase of Question-Answering to Explaining Temporal Actions. In *Proceedings of the IEEE/CVF Conference on Computer Vision and Pattern Recognition*, 9777–9786.
- Zhang, C.; Yu, J.; Song, Y.; and Cai, W. 2021. Exploiting Edge-Oriented Reasoning for 3D Point-based Scene Graph Analysis. In *Proceedings of the IEEE/CVF Conference on Computer Vision and Pattern Recognition*, 9705–9715.