

Capturing Delayed Feedback in Conversion Rate Prediction via Elapsed-Time Sampling

Jia-Qi Yang^{1*}, Xiang Li^{2†}, Shuguang Han², Tao Zhuang²
De-Chuan Zhan^{1†}, Xiaoyi Zeng², Bin Tong²

¹ State Key Laboratory for Novel Software Technology, Nanjing University, Nanjing, China

² Alibaba Group, Hangzhou, China

{yangjq,zhandc}@lamda.nju.edu.cn, {leo.lx,shuguang.sh,zhuangtao.zt,yuanhan,tongbin.tb}@alibaba-inc.com

Abstract

Conversion rate (CVR) prediction is one of the most critical tasks for digital display advertising. Commercial systems often require to update models in an online learning manner to catch up with the evolving data distribution. However, conversions usually do not happen immediately after user clicks. This may result in inaccurate labeling, which is called delayed feedback problem. In previous studies, delayed feedback problem is handled either by waiting positive label for a long period of time, or by consuming the negative sample on its arrival and then insert a positive duplicate when conversion happens later. Indeed, there is a trade-off between waiting for more accurate labels and utilizing fresh data, which is not considered in existing works. To strike a balance in this trade-off, we propose Elapsed-Time Sampling Delayed Feedback Model (ES-DFM), which models the relationship between the *observed conversion* distribution and the *true conversion* distribution. Then we optimize the expectation of *true conversion* distribution via importance sampling under the elapsed-time sampling distribution. We further estimate the importance weight for each instance, which is used as the weight of loss function in CVR prediction. To demonstrate the effectiveness of ES-DFM, we conduct extensive experiments on a public data and a private industrial dataset. Experimental results confirm that our method consistently outperforms the previous state-of-the-art results.

Introduction

Digital display advertising has become the main business model for many online services, in which advertisers pay for placing ads on those platforms. Among the available payment options, paying per conversion (CPA) is usually the dominated mechanism as conversions can directly bring profits. In the CPA model, advertisers pay only if users performed certain predefined conversion actions with the advertisement. To effectively display ads, machine learning models have been widely adopted to forecast the conversion rate (CVR), which is widely investigated in both academia and

industry (Lee et al. 2012; Chapelle, Manavoglu, and Rosales 2014; Ma et al. 2018).

In order to capture the dynamic change of user needs, commercial systems often update learned models with up-to-date data within a short time, i.e., in an online training manner (Jugovac, Jannach, and Karimi 2018; Guo et al. 2019; Ktena et al. 2019). This further complicates the CVR prediction since conversions usually do not happen immediately after user clicks. The *Delayed Feedback* issue introduces a dilemma for streaming CVR prediction — on the one hand, we need to wait for a sufficient long time so that the observation information can approximately reflect the true conversion; on the other hand, we also tend to update the learned models without much delay for model-freshness.

Chapelle (2014) was among the early studies to address the delayed feedback problem. The proposed Delayed Feedback Model (DFM) optimizes CVR as a joint probability over the predicted CVR and the delayed time distribution. This joint probability is estimated in the observed time interval, which may be biased from the true conversion distribution. The biased CVR is probably more inaccurate due to the delayed feedback problem in online learning settings.

To achieve unbiased CVR estimation in delayed feedback problem, recent studies have explored the way of optimizing the expectation of true conversion distribution via importance sampling (Bishop 2007). Ktena et al. (2019) proposed the Fake Negative Weighted (FNW) approach, in which each arriving instance is firstly labeled as negative, and then corrected upon its conversion at a later time. Each fake negative instance may have a side-effect for the learned model until it is amended. This side-effect is amplified if the data distribution frequently changes. For example, in the beginning of a promotion event, user clicks may increase dramatically while most conversions come after a certain time. Such overwhelming fake negatives may harm the predictive model. Instead of blindly labeling each incoming example as a negative instance, Yasui et al. (2020) proposed a Feedback Shift Importance Weighting (FSIW) algorithm, in which the model waits for the real conversion in a certain time interval. However, FSIW does not allow the data correction even a conversion event took place afterward. We argue that positive examples are important for delayed feedback prediction as the positive examples are always more scarce than the negative examples. Moreover, FSIW may lack model-

*Jia-Qi Yang performed this work as an intern at Alibaba.

†De-Chuan Zhan and Xiang Li are the corresponding authors. This work was supported by NSFC (61773198, 6163000043, 61921006, 61751306).

Copyright © 2021, Association for the Advancement of Artificial Intelligence (www.aaai.org). All rights reserved.

freshness due to a long-time wait. Therefore, either updating the model in nearly real time (Ktena et al. 2019), or waiting a sufficiently long time for conversion (Yasui et al. 2020) may not be able to address the delayed feedback problem in the streaming CVR prediction.

For unbiased CVR estimation in the online settings, we propose to wait for a time interval which is modeled as a distribution. The readily available conversion information allows the model to trade-off the label correctness and online model-freshness, which are achieved in FSIW and FNW, respectively. Due to the introduction of the observed time distribution, delayed positive samples can be better handled than FNW via important sampling techniques. Especially in scenarios of promotion events, FNW may fail to have unbiased estimation due to that the distribution of positive samples in observed time may be dramatically different from the routines. On the other hand, FSIW is able to guarantee the label correctness but lacks of model-freshness. Furthermore, the model is not able to correct instance label even the delayed positive instance comes later. The introduction of time distribution in our proposal helps the model correct the label of an instance by degrading the weight of negative instance and upgrading the weight of positive instance.

In this work, we propose Elapsed-Time Sampling Delayed Feedback Model (ES-DFM), which models the relationship between the *observed conversion* distribution and the *true conversion* distribution. We optimize the expectation of *true conversion* distribution via importance sampling under the elapsed-time sampling distribution. We further estimate the importance weight for each instance, which is used as the weight of loss function in CVR prediction. To demonstrate the effectiveness of ES-DFM, we conduct extensive experiments on two widely-used datasets — a public ads conversion logs provided by Criteo, and a private data set provided by Taobao. Experimental results confirm that our method consistently outperforms the previously state-of-the-art results in most of the cases. Our main contribution can be summarized as following:

- To the best of our knowledge, we are the first to study the trade-off between waiting more accurate labels and exploiting fresher training data in the context of streaming CVR prediction.
- By explicitly modeling the elapsed time as a probability distribution, we achieve the unbiased estimation of true conversion distribution. Particularly, our model is shown to be robust even if the data distribution is different from the routines.
- We provide a set of rigorous experimental setups for streaming training and evaluation, which better aligns with industrial systems, and can be easily applied to real-world applications.

Related Work

Delayed Feedback Models

The mostly cited work that were addressing the delayed feedback problem came from Chapelle (2014), in which

the authors stated that such a problem is related to the survival time analysis (John D. Kalbfleisch 2002). The Delayed Feedback Model (DFM) assumed an exponential delay for conversion time distribution, and, based on that, proposed two models: one focusing on CVR prediction and the other on conversion delay prediction. Built on top of the DFM model, Yoshikawa and Imai (2018) further proposed a non-parametric delayed feedback model (NoDeF), in which the delay time was modeled without any parametric assumptions. One significant drawback of the above methods was that both of them only attempted to optimize the observed conversion information rather than the actual delayed conversion.

Importance Sampling

Using samples from one distribution to estimate the expectation with respect to another distribution can be achieved by importance sampling method. Ktena et al. (2019) proposed fake negative weighted method (FNW) to optimize the ground truth CVR prediction objective based on importance sampling. Under the assumption that all samples are initially labeled as negative, the delayed feedback problem can be resolved by FNW in expectation. However, in the streaming setting, every fake negative will affect the model negatively until it's corresponding positive duplicate arrives. This negative effect can be amplified drastically under distribution change. Yasui et al. (2020) proposed a feedback shift importance weighting method (FSIW), where the importance weight is estimated with the aid of waiting time information. However, FSIW does not allow duplicated samples, thus cannot correct the mislabeled samples using the subsequent positive labels by inserting duplicates.

Delayed Bandits

The delayed feedback in the bandit algorithm has been researched (Joulani, György, and Szepesvári 2013; Mandel et al. 2015; Cesa-Bianchi, Gentile, and Mansour 2019). The aforementioned approaches often provide efficient and provably optimal algorithms for delayed feedback scenarios. However, such methods naturally wait for having received enough feedback before actually learning something, which may be quite unsuitable in a non-stationary environment. Vernade, György, and Mann (2020) defined a new stochastic bandit model and addressed the real-world modelling issues when dealing with non-stationary environments and delayed feedback. However, the objective in the bandit problem is to sequentially make decisions in order to minimize the cumulative regret, our goal is to predict the CVR in order to derive a bid price in ad auction.

Background

In this work, we focus on the CVR prediction task, which takes the user features x_u and the item features x_i as inputs, all the features are denoted by x , and aims to learn the probability that the user converts on the item. $y \in \{0, 1\}$ indicates the conversion label, where $y = 1$ means the conversion, otherwise $y = 0$. Ideally, the CVR model is trained

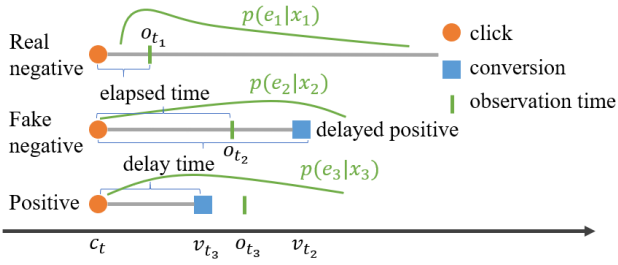


Figure 1: An illustration of different kind of time information for the delayed feedback tasks.

on top of the training data (x, y) drawn from the data distribution of ground-truth $p(x, y)$, thereby optimizing the ideal loss shown as follows:

$$\mathcal{L}_{ideal} = \mathbb{E}_{(x,y) \sim p(x,y)} \ell(y, f_{\theta}(x)) \quad (1)$$

where f is the CVR model function, and θ is the parameter. ℓ is the classification loss, and the widely-used cross entropy is adopted. However, due to the delayed feedback problem, the observed distribution of the training data $q(x, y)$ often deviates from the distribution of the ground-truth $p(x, y)$. Therefore, the ideal loss \mathcal{L}_{ideal} is unavailable.

To formulate such a delayed feedback setting more precisely, we introduce three time points and corresponding time intervals in Figure 1. These three time points are the click time c_t when a user clicks an item, the conversion time v_t when a conversion action happens, and the observation time o_t when we extract the training samples. Then the time interval between c_t and o_t is denoted as the *elapsed time* e , and the time interval between c_t and the v_t is denoted as the *delayed feedback time* h . Therefore, the samples are labeled as $y = 1$ (positive) in the training data, when $e > h$, otherwise some positive samples are mislabeled as $y = 0$ (fake negative) when $e < h$.

Proposed Method

In order to realize flexible control on the waiting time, we assume the elapsed time is drawn from an elapsed time distribution $p(e|x)$. Then we developed a probabilistic model that combines the elapsed time distribution $p(e|x)$, the delay time distribution $p(h|x, y = 1)$ and the conversion rate $p(y = 1|x)$ into a unified framework. To achieve an unbiased estimation of the actual CVR prediction objective, we propose an importance weighting method corresponding to our elapsed sampling method. Then we provide a practical estimation of the importance weights, and give an analysis of the bias introduced by this estimation, which can guide us on designing an appropriate elapsed time distribution $p(e|x)$.

Elapsed-Time Sampling Delayed Feedback Model

To strike the balance between obtaining accurate feedback information and keeping model freshness, a reasonable waiting time (elapsed time) should be integrated into the modeling process. Moreover, the elapsed time e should be a distribution depend on x , i.e., $p(e|x)$. For example, users need

more time to consider when buying high-priced products, thus a long waiting time is required. When a click x_i arrives, an elapsed time e_i is drawn from $p(e|x_i)$. Then we wait the sample x_i for the time interval of e_i before assigning a label, and subsequently train on the data. By introducing the time distribution, we propose our Elapsed-Time Sampling Delayed Feedback Model (ES-DFM), which modeling the relationship between the *observed conversion* distribution $q(y|x)$ and the *true conversion* distribution $p(y|x)$, according to:

$$q(y = 0|x) = p(y = 0|x) + p(y = 1|x)p(h > e|x, y = 1) \quad (2)$$

$$q(y = 1|x) = p(y = 1|x)p(h \leq e|x, y = 1) \quad (3)$$

where

$$p(h > e|x, y = 1) = \int_0^{\infty} \left[p(e|x) \int_e^{\infty} p(h|x, y = 1) dh \right] de \quad (4)$$

$$p(h \leq e|x, y = 1) = \int_0^{\infty} \left[p(e|x) \int_0^e p(h|x, y = 1) dh \right] de \quad (5)$$

At the time of model training, some conversions that will occur eventually have not yet been observed, and previous methods like DFM and FSIW have ignored these conversions. We argue this is important for a delayed feedback task as the positive examples are way more scarce than the negative examples, and the positives may define the direction for model optimization. Therefore, in this work, as soon as the user engages with the ad, the data will be sent (duplicated if there is already a fake negative) to the model with a positive label. Then, $q(y|x)$ should be re-normalized as following:

$$q(y = 0) = \frac{p(y = 0) + p(y = 1)p(h > e|y = 1)}{1 + p(y = 1)p(h > e|y = 1)} \quad (6)$$

$$q(y = 1) = \frac{p(y = 1)}{1 + p(y = 1)p(h > e|y = 1)} \quad (7)$$

where the condition on x is omitted for conciseness, i.e. $q(y = 0) = q(y = 0|x)$, $p(y = 0) = p(y = 0|x)$, etc. Since we have inserted delayed positives, the total number of samples will increase by $p(y = 1)p(h > e|y = 1)$, so we should normalize by dividing $1 + p(y = 1)p(h > e|y = 1)$. The number of negatives will not change, so dividing Eq. (2) by this normalizing factor yields Eq. (6). The number of positives will increase by $p(y = 1)p(h > e|y = 1)$, so the numerator of $q(y = 1)$ is $p(y = 1)p(h \leq e|y = 1) + p(y = 1)p(h > e|y = 1)$. Using the fact that $p(h \leq e|y = 1) + p(h > e|y = 1) = 1$ yields Eq. (7).

Importance Weight of ES-DFM

To obtain unbiased CVR estimation in delayed feedback problem, we optimize the expectation of $p(y|x)$ via impor-

tance sampling (Bishop 2007). First, we provide the theoretical background of importance sampling, as follows:

$$\mathcal{L}_{ideal} = \mathbb{E}_{(x,y) \sim p(x,y)} \ell(y, f_{\theta}(x)) \quad (8)$$

$$= \int p(x) dx \int p(y|x) \ell(y, f_{\theta}(x)) dy \quad (9)$$

$$= \int p(x) dx \int q(y|x) \frac{p(y|x)}{q(y|x)} \ell(y, f_{\theta}(x)) dy \quad (10)$$

$$\approx \mathbb{E}_{(x,y) \sim q(x,y)} \frac{p(y|x)}{q(y|x)} \ell(y, f_{\theta}(x)) \quad (11)$$

$$= \mathcal{L}_{iw} \quad (12)$$

where f is the CVR model function, and θ is the parameter. ℓ is the classification loss, and the widely-used cross entropy is adopted. Notice that we assume $p(x) \approx q(x)$ to obtain (11) from (10), which is reasonable since the proportion of delayed positive is small, and this approximation is also used by Ktena et al. (2019). According to (11), we can optimize the ideal objective with a appropriate weight $w(x, y) = \frac{p(y|x)}{q(y|x)}$. Second, we further provide the importance weight under the proposed elapsed-sampling distribution. From Equation (6) and (7), we can obtain:

$$\frac{p(y=0|x)}{q(y=0|x)} = [1 + p_{dp}(x)] p_{rn}(x) \quad (13)$$

$$\frac{p(y=1|x)}{q(y=1|x)} = 1 + p_{dp}(x) \quad (14)$$

where

$$p_{dp} = p(y=1)p(h > e) \quad (15)$$

$$p_{rn} = \frac{p(y=0)}{p(y=0) + p(y=1)p(h > e)} \quad (16)$$

$p_{dp}(x)$ is the *delayed positive* probability, denote the probability that a sample is a duplicated positive; $p_{rn}(x)$ is the *real negative* probability, denote the probability that an observed negative is ground truth negative and will not convert.

Finally, considering Eq. (8) to Eq. (14), the importance weighed CVR loss function is:

$$\begin{aligned} \mathcal{L}_{iw}^n = & \sum_{(x_i, y_i) \in \tilde{\mathcal{D}}} y_i [1 + p_{dp}(x_i)] \log(f_{\theta}(x_i)) \\ & + (1 - y_i) [1 + p_{dp}(x_i)] p_{rn}(x_i) \log(1 - f_{\theta}(x_i)) \end{aligned} \quad (17)$$

where $\tilde{\mathcal{D}}$ is the training data drawn from elapsed-time sampling distribution $q(x, y)$.

Estimation of Importance Weight (IW)

The challenge of resolving the delayed feedback problem through importance sampling is that we need to estimate the importance weights $w(x, y)$.

In this work, we decompose $w(x, y)$ into two parts: $p_{dp}(x)$ and $p_{rn}(x)$, according to Eq. (13) and Eq. (14). More precisely, we estimate these two probability with two binary classifiers. Namely, we train a classifier f_{dp} to predict the probability of being a *delayed positive* (Eq. (15)), and train a

classifier f_{rn} to predict the probability of being a *real negative* (Eq. (16)). The model architecture of $f_{dp}(x)$ and $f_{rn}(x)$ is the same as the CVR prediction model. To construct the training dataset, for each sample (x_i, y_i) , an elapsed time e is drawn from $p(e|x_i)$. Then, for the f_{dp} model, the delayed positives are labeled as 1, the others are labeled as 0; For the f_{rn} model, the observed positives are excluded, then the negatives are labeled as 1 and the delayed positives are labeled as 0. In practice, all these needed labels are available in a delayed data stream (for example, delayed by 30 days to ensure label correctness), and the data selection can be achieved by a mask on the loss function, thus we train the f_{rn} and f_{dp} models jointly with a shared network in streaming training.

Importance sampling methods usually suffer from high variance due to the division of two probabilities. Our method is less likely to introduce a large variance. The key is on how the importance weight $\frac{p(y|x)}{q(y|x)}$ is calculated. The high variance of importance sampling is mainly introduced by the large value of $\frac{p(y|x)}{q(y|x)}$ when $q(y|x) \ll p(y|x)$ at some (x, y) . However, we estimate the importance weight using the delayed positive rate p_{dp} and the real negative rate p_{rn} (in Eq. (17)), and these two values are probabilities and bounded within $[0, 1]$.

Bias Analysis of Estimated IW

The importance weighted loss function Eq. (17) is unbiased using ideal p_{dp} and p_{rn} . However, a bias may be introduced due to the estimated importance weights f_{dp} and f_{rn} . Through optimizing the loss function Eq. (17), and using the estimated f_{dp}, f_{rn} instead of ideal p_{dp}, p_{rn} , the predicted probability $f(x)$ converges to:

$$f(x) = \frac{p(y=1|x)}{p(y=1|x) + p_{neg}(x) f_{rn}(x)} \quad (18)$$

$$p_{neg}(x) = p(y=0|x) + p(y=1|x)p(h > e|x) \quad (19)$$

Proof sketch. Take partial derivative of Eq. (17) with respect to f , and set the derivative to zero. A detailed proof is given in the supplementary material3. \square

From Eq. (18) and Eq. (19), we can draw the following observations, which can guide us to design appropriate elapsed-time sampling distribution $p(e|x)$:

- First, if f_{rn} is perfectly correct, we have $f_{rn} = p_{rn}$, then $f(x) = p(y=1)$, thus leading to no bias. However, in practice, f_{rn} is learned through historical data, bias always exists.
- Second, the bias is also related to $p(y=1|x)$ according to Eq. (18) and Eq. (19). Therefore, if the absolute value of conversion rate is large, the bias introduced by f_{rn} may be larger.
- Last, the sampling distribution $p(e|x)$ can be used to control the bias. If e is long, $p(h > e)$ will be smaller. Thus $p(y=0) + p(y=1)p(h > e)$ will be close to $p(y=0|x)$. f_{rn} will be more close to 1 since there are few fake negatives. Thus $p_{neg}(x) f_{rn}(x)$ is more close to $p(y=0|x)$.

Therefore, we can control the waiting time (elapsed time) distribution $p(e|x)$ to reduce bias, which is the core to realize the aforementioned trade-off and is the missing part of existing methods.

Experiments¹

To evaluate the proposed model, we conduct a set of experiments to answer the following research questions:

RQ1 How does ES-DFM perform, compared to the state-of-the-art models for the streaming CVR prediction task?

RQ2 How do different choices of elapsed time affect the performance? What is the best elapsed time of the dataset?

RQ3 How do mislabeled samples affect importance weighting methods in streaming training?

RQ4 How does ES-DFM perform in online recommender systems?

Datasets

Public Dataset We use the Criteo dataset² used in Chapelle (2014) to evaluate the proposed method. This dataset is formed by Criteo live traffic data in a period of 60 days, which corresponds to conversions after a click has occurred. Each sample is described by a set of hashed categorical features and a few continuous features. It also includes the timestamps of the clicks and those of the conversions, if any.

Taobao Dataset We collect 98×10^8 samples in a period of 14 days from the daily click and conversion logs in Taobao system, which consist of the user and item features with the labels (i.e., click or conversion) for the CVR task. The feature set of an item contains several categorical features and continuous features.

Dataset Preprocessing We divide both public and anonymous dataset into two parts evenly. We use the first part for model pre-training and achieve a well initialized CVR prediction model. We use the second part for streaming data simulation to evaluate compared methods.

Evaluation Metrics

We adopt three widely used metrics for the CVR prediction task (Ni et al. 2018; Zhou et al. 2019; Ktena et al. 2019; Yasui et al. 2020), which show a model’s performance from different perspectives. The first metric is area under ROC curve (**AUC**) which assesses the pairwise ranking performance of the classification results between the conversion and non-conversion samples. The second metric is area under the precision-recall curve (**PR-AUC**) which is more sensitive than AUC in skewed data like CVR prediction task (Yasui et al. 2020). The last metric is negative log likelihood (**NLL**), which is sensitive to the absolute value of the CVR prediction (Chapelle 2014). In a CPA model, the predicted probabilities are important since they are directly used to compute the value of an impression.

¹The code for reproducing our results on public dataset is available at https://github.com/ThyrixYang/es_dfm

²<https://labs.criteo.com/2013/12/conversion-logs-dataset/>

Streaming Experimental Protocol

We have designed an experimental evaluation method for the streaming CVR prediction, which can fully verify the performance of different methods in the online learning settings. In this work, we divide the streaming dataset into multiple datasets according to the click timestamp, each of which contains one hour data. Following the online training manner of industrial systems, the model is trained on the t -th hour data and tested on the $t + 1$ -th hour data, then trained on the $t + 1$ -th hour data and tested on the $t + 2$ -th hour data, and so on and so forth. Note that, the training data is reconstructed with fake negatives, while evaluation data is the original data. Therefore, we report the weighted metrics of the evaluation dataset of different hours to verify the overall performance of different methods on streaming data.

Compared Methods

We compare our method with the state-of-the-art methods:

- **Pre-trained:** A CVR model without any finetuning.
- **Vanilla Finetune Model:** A model finetuned on top of the pre-trained model using the streaming data, which is the baseline method.
- **Delayed Feedback Model (DFM)**(Chapelle 2014): A model finetuned on top of the pre-trained model using delayed feedback loss.
- **Fake Negative Weighted (FNW)** (Ktena et al. 2019): A model finetuned on top of the pre-trained model using the fake negative weighted loss.
- **Fake Negative calibration(FNC)** (Ktena et al. 2019): A model finetuned on top of the pre-trained model using the fake negative calibration loss.
- **Feedback Shift Importance Weighting (FSIW)** (Yasui et al. 2020): The pre-trained model will be fine-tuned using the FSIW loss and pre-trained auxiliary model.
- **Elapsed-Time Sampling Delayed Feedback Model (ES-DFM):** Our proposed method which try to keep the model fresh while introducing low bias.

We also reported performance of an **Oracle*** model: A model finetuned using the ground truth label instead of observed label, assuming the conversion label is known at click time. This is the upper bound of possible improvements, where the delayed feedback problem does not exist. The asterisk* denotes that it’s not a baseline method.

Parameter Settings

For fair comparison, all hyper-parameters are tuned carefully for all compared methods. The feature engineering of the numerical features and the categorical features is the same as the settings in the work (Chapelle 2014). Since we mainly discuss the delayed feedback issue in this paper, the model architecture is a simple MLP model with the hidden units fixed for all models with [256, 256, 128]. The activation functions are Leaky ReLU and every hidden layer is followed by a BatchNorm layer (Ioffe and Szegedy 2015) to accelerate learning. Adam (Kingma and Ba 2015) is used

Method	Criteo Dataset					Taobao Dataset				
	AUC	PR-AUC	NLL	R -AUC	R -PR-AUC	AUC	PR-AUC	NLL	R -AUC	R -PR-AUC
Pre-trained	0.8307	0.6251	<u>0.4009</u>	-0.9212	-0.2058	0.8731	0.6525	0.1156	-1.0374	-0.5217
Vanilla	<u>0.8376</u>	0.6288	0.4047	<u>0.0000</u>	0.0000	0.8842	0.6645	0.1141	0.0000	0.0000
Oracle*	0.8450	0.6469	0.3868	1.0000	1.0000	0.8949	0.6875	0.1079	1.0000	1.0000
DFM	0.8132	0.5784	1.2599	-3.2581	-2.7833	0.8702	0.6471	0.1271	-1.3084	-0.7565
FSIW	0.8290	0.6189	0.4099	-1.1432	-0.5479	0.8735	0.6591	0.1149	-0.9971	-0.2348
FNC	0.8373	0.6267	0.4382	-0.0393	-0.1147	<u>0.8851</u>	0.6669	0.1142	<u>0.0841</u>	0.1043
FNW	0.8373	<u>0.6313</u>	0.4033	-0.0308	<u>0.1400</u>	0.8845	<u>0.6672</u>	<u>0.1137</u>	0.0280	<u>0.1174</u>
ES-DFM	0.8402*	0.6393*	0.3924*	0.3560	0.5799	0.8895*	0.6762*	0.1112*	0.4953	0.5087

Table 1: Performance comparisons of proposed model with baseline models on AUC, PR-AUC and NLL metrics. The bold value marks the best one in one column, while the underlined value corresponds to the best one among all baselines. Here, * indicates statistical significance improvement compared to the best baseline measured by t-test at p -value of 0.05. R -AUC, R -PR-AUC and R -NLL are relative metrics indicating the improvements within the delayed feedback gap.

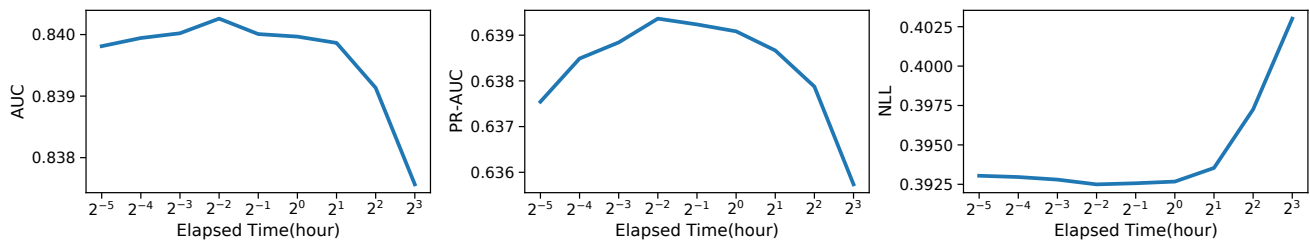


Figure 2: Experiments on the effect of elapsed time on performance. We control the elapsed time by a parameter c , which is the value on the x axis.

as the optimizer with the learning rate of 10^{-3} . L2 regularization strength is 10^{-6} . We describe the detailed setting of compared methods in the Supplementary Material ³ due to the page limit.

Choice of $p(e|x)$

The sampling elapsed time distribution $p(e|x)$ can be designed based on expert knowledge and the aforementioned bias analysis. For example, users need more time to consider when buying high-priced products, thus a long waiting time is required. However, the public dataset is anonymized, where information like price-level is unavailable. To verify the effectiveness of introducing $p(e|x)$ in the streaming settings, we perform a simplified implementation of $p(e|x)$. More precisely, we set $p(e = c|x) = 1$ where c is a constant, which means $p(e|x)$ degenerates to a Dirac distribution. This brings us two following advantages. First, we can strike the balance between obtaining accurate feedback information and keeping model freshness with a single parameter c . Second, we conducted experiments with different c in the public dataset, and the experimental results show that choosing the best c can significantly improve performance.

³Some experiment details and discussion are provided at https://github.com/ThyrixYang/es.dfm/blob/master/aaai21_sup.pdf

The c is also tuned on the private dataset and we report the best result which is achieved using $c = 1$.

Standard Streaming Experiments: RQ1

From Table 1, we can see that our proposed method improves the performance significantly against all the baselines and achieves the state-of-the-art performance. Moreover, some further observations can be made. First, the performance of DFM and FSIW is worse than the vanilla baseline on both the public and Taobao Dataset. This is because DFM is difficult to converge, thus failing to achieve a good performance in streaming CVR prediction, and FSIW does not allow the data correction once a conversion took place afterwards, which is important for delayed feedback. Second, in most cases, FNC and FNW perform better than the vanilla baseline. Specially, FNW outperforms the baseline in both PR-AUC and NLL, which is consistent with the results reported in Ktena et al. (2019). Third, existing methods show little superior performance in terms of AUC, while our method outperform the best baseline by 0.26% and 0.44% AUC scores on the Criteo and Taobao Dataset, respectively. As reported in Zhou et al. (2018), DIN improves AUC scores by 1.13% and the improvement of online CTR is 10.0%, which means a small improvement in offline AUC is likely to lead to a significant increase in online CTR. In our prac-

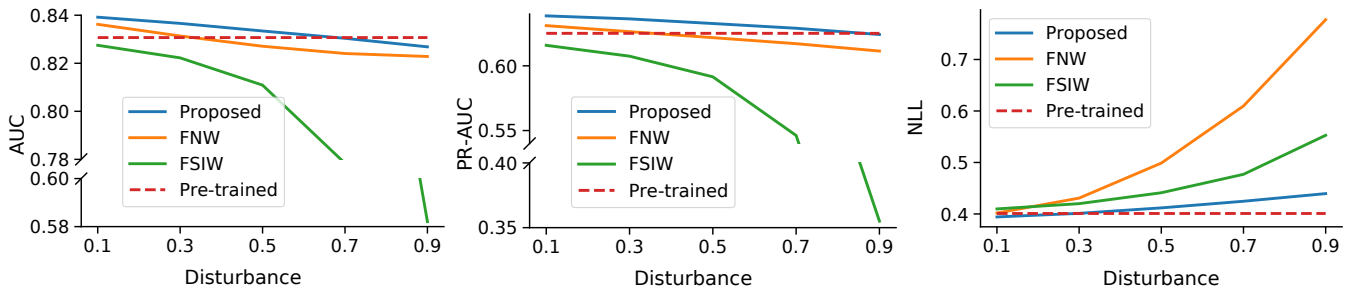


Figure 3: The experiment on resistance to disturbance. x axis is the disturbance strength which controls the portion of positive samples to be flipped.

tice, for cutting-edge CVR prediction models, even 0.1% of AUC improvement is substantial and achieves significant online promotion.

We further analyze the maximum benefit that can be achieved by resolving the delayed feedback problem. The maximum benefit is defined as the performance gap between the oracle model and baseline. Therefore, the goal of any method that tackling delayed feedback problem is to narrow this gap. We report three relative metrics within the performance gap, i.e., Relative-AUC(R-AUC), Relative-PR-AUC(R-PR-AUC) and Relative-NLL(R-NLL). As shown in Table 1, our method can narrow the delayed feedback gap significantly comparing to other methods, and the absolute improvement is larger when the delayed feedback gap is larger.

Influence of Elapsed Time: RQ2

To verify the performance of different choices of elapsed time, we have conducted experiments using different values of c on the Criteo dataset. As shown in Figure 2, the best c on the Criteo dataset is around 15 minutes, where about 35% conversions can be observed. Moreover, larger or smaller c will reduce the performance. The performance decreases slowly on smaller c , which indicates that the bias introduced by the importance weighting model is small. The performance decreases faster on larger c , which indicates that the data freshness matters more when c increase, and a c larger than 1 hour will significantly harm the performance.

Experiment on Robustness: RQ3

In delayed feedback setting, the same sample may be labeled as negative or positive. It is closely related to learning with noisy labels(Natarajan et al. 2013), where some of the labels are randomly flipped. We hypothesis that a method dealing with delayed feedback problem should not only correct incorrect labels, but also reduce the negative effect of the incorrect labels before they can be corrected or the correction fails (for example, if the weighting model deviate a lot, the bias will be large and correction will fail). Thus we conducted a robustness experiment. We randomly select d portion of all the positive samples in streaming dataset, then swap it's label(and click time and pay time) with a random selected negative one. Note that we do not disturb on the pre-training dataset, so the initial CVR model and the pre-

trained importance weighting models are not disturbed. We conducted experiments with different disturbance strength d , the results are shown in Figure 3. We can see that our method is more resistant to disturbance comparing to FNW and FSIW, and the performance gap is larger when disturbance increases (especially on NLL). We give an intuitive analysis about the weak robustness of FNW and FSIW in the Supplementary Material3.

Online Evaluation: RQ4

We conducted an A/B test in our online evaluation framework. We observed a steady performance improvement, AUC increases by 0.3% within a 7 days window compared with the best baseline, CVR increases by 0.7%, GMV(Gross Merchandise Volume) increases by 1.8%, where GMV is computed by the transaction number of items multiplied by the price of each item. The online A/B testing results align with our offline streaming evaluation and show the effectiveness of ES-DFM in industrial systems.

Conclusion

The trade-off between the label accuracy and model freshness in streaming training setting has never been considered, which is an active decision of the method rather than a passive feature in offline setting. In this paper, we propose elapsed-time distribution to balance the label accuracy and model freshness to address the delayed feedback problem in the streaming CVR prediction. We optimize the expectation of true conversion distribution via importance sampling under the elapsed-time sampling distribution. Moreover, we propose a rigorous streaming training and testing experimental protocol, which aligns with real industrial applications better. Finally, extensive experiments show the superiority of our approach.

References

- Bishop, C. M. 2007. *Pattern recognition and machine learning*. Springer.
- Cesa-Bianchi, N.; Gentile, C.; and Mansour, Y. 2019. Delay and cooperation in nonstochastic bandits. *The Journal of Machine Learning Research* 20(1): 613–650.
- Chapelle, O. 2014. Modeling delayed feedback in display advertising. In *KDD*, 1097–1105. ACM.

- Chapelle, O.; Manavoglu, E.; and Rosales, R. 2014. Simple and scalable response prediction for display advertising. *TIST* 5(4): 1–34.
- Guo, L.; Yin, H.; Wang, Q.; Chen, T.; Zhou, A.; and Quoc Viet Hung, N. 2019. Streaming session-based recommendation. In *KDD*, 1569–1577.
- Ioffe, S.; and Szegedy, C. 2015. Batch Normalization: Accelerating Deep Network Training by Reducing Internal Covariate Shift. In *ICML*, 448–456. PMLR.
- John D. Kalbfleisch, R. L. P. 2002. *The Statistical Analysis of Failure Time Data*, volume 360. John Wiley & Sons.
- Joulani, P.; György, A.; and Szepesvári, C. 2013. Online Learning under Delayed Feedback. In *ICML*, 1453–1461. JMLR.org.
- Jugovac, M.; Jannach, D.; and Karimi, M. 2018. Streamingrec: a framework for benchmarking stream-based news recommenders. In *Recsys*, 269–273.
- Kingma, D. P.; and Ba, J. 2015. Adam: A method for stochastic optimization. In *ICLR*.
- Ktena, S. I.; Tejani, A.; Theis, L.; Myana, P. K.; Dilipkumar, D.; Huszár, F.; Yoo, S.; and Shi, W. 2019. Addressing delayed feedback for continuous training with neural networks in CTR prediction. In *RecSys*, 187–195. ACM.
- Lee, K.-c.; Orten, B.; Dasdan, A.; and Li, W. 2012. Estimating conversion rate in display advertising from past performance data. In *KDD*, 768–776.
- Ma, X.; Zhao, L.; Huang, G.; Wang, Z.; Hu, Z.; Zhu, X.; and Gai, K. 2018. Entire space multi-task model: An effective approach for estimating post-click conversion rate. In *SIGIR*, 1137–1140.
- Mandel, T.; Liu, Y.-E.; Brunskill, E.; and Popovic, Z. 2015. The Queue Method: Handling Delay, Heuristics, Prior Data, and Evaluation in Bandits. In *AAAI*, 2849–2856.
- Natarajan, N.; Dhillon, I. S.; Ravikumar, P.; and Tewari, A. 2013. Learning with Noisy Labels. In *NIPS*.
- Ni, Y.; Ou, D.; Liu, S.; Li, X.; Ou, W.; Zeng, A.; and Si, L. 2018. Perceive Your Users in Depth: Learning Universal User Representations from Multiple E-commerce Tasks. In *KDD*, 596–605.
- Vernade, C.; György, A.; and Mann, T. A. 2020. Non-Stationary Delayed Bandits with Intermediate Observations. In *ICML*. PMLR.
- Yasui, S.; Morishita, G.; Fujita, K.; and Shibata, M. 2020. A Feedback Shift Correction in Predicting Conversion Rates under Delayed Feedback. In *WWW '20: The Web Conference 2020*, 2740–2746. ACM / IW3C2.
- Yoshikawa, Y.; and Imai, Y. 2018. A Nonparametric Delayed Feedback Model for Conversion Rate Prediction. *CoRR* abs/1802.00255.
- Zhou, G.; Mou, N.; Fan, Y.; Pi, Q.; Bian, W.; Zhou, C.; Zhu, X.; and Gai, K. 2019. Deep interest evolution network for click-through rate prediction. In *AAAI*, volume 33, 5941–5948.
- Zhou, G.; Zhu, X.; Song, C.; Fan, Y.; Zhu, H.; Ma, X.; Yan, Y.; Jin, J.; Li, H.; and Gai, K. 2018. Deep interest network for click-through rate prediction. In *KDD*, 1059–1068. ACM.