

Cooperative Training of Deep Aggregation Networks for RGB-D Action Recognition

Pichao Wang,^{1,2} Wanqing Li,¹ Jun Wan,^{3*} Philip Ogunbona,¹ Xinwang Liu,⁴

¹Advanced Multimedia Research Lab, University of Wollongong, Australia

²Motovis Inc

³Center for Biometrics and Security Research & National Laboratory of Pattern Recognition
Institute of Automation, Chinese Academy of Sciences

⁴School of Computer Science, National University of Defense Technology, Changsha 410073, China
{pw212,wanqing,philipo}@uow.edu.au,jun.wan@nlpr.ia.ac.cn,xinwangliu@nudt.edu.cn

Abstract

A novel deep neural network training paradigm that exploits the conjoint information in multiple heterogeneous sources is proposed. Specifically, in a RGB-D based action recognition task, it cooperatively trains a single convolutional neural network (named c-ConvNet) on both RGB visual features and depth features, and deeply aggregates the two kinds of features for action recognition. Differently from the conventional ConvNet that learns the deep separable features for homogeneous modality-based classification with only one softmax loss function, the c-ConvNet enhances the discriminative power of the deeply learned features and weakens the undesired modality discrepancy by jointly optimizing a ranking loss and a softmax loss for both homogeneous and heterogeneous modalities. The ranking loss consists of intra-modality and cross-modality triplet losses, and it reduces both the intra-modality and cross-modality feature variations. Furthermore, the correlations between RGB and depth data are embedded in the c-ConvNet, and can be retrieved by either of the modalities and contribute to the recognition in the case even only one of the modalities is available. The proposed method was extensively evaluated on two large RGB-D action recognition datasets, ChaLearn LAP IsoGD and NTU RGB+D datasets, and one small dataset, SYSU 3D HOI, and achieved state-of-the-art results.

Introduction

RGB-D based action recognition has attracted much attention in recent years due to the advantages that depth information brings to the combined data modality. For example, depth is insensitive to illumination changes and has rich 3D structural information of the scene. However, depth alone is often insufficient for recognizing some actions. In the task of recognizing human-object interactions where texture is vital for successful recognition, depth does not capture the necessary texture context. To exploit the complementary nature of the two modalities, methods (Jia et al. 2014a; Nie, Wang, and Ji 2015; Kong and Fu 2015; Hu et al. 2015; Wu et al. 2015; Kong and Fu 2017) have been proposed to combine the two modalities for RGB-D action recognition and demonstrated the effectiveness of modality fusion.

However, most of these methods are based on shallow hand-crafted features and tend to be dataset-dependent. The advent of deep learning has led to the development of methods (Ji et al. 2013; Tran et al. 2015; Simonyan and Zisserman 2014a; Wang et al. 2015; 2016; Jayaraman and Grauman 2016; Donahue et al. 2015) based on Convolutional Neural Network (ConvNet) or Recurrent Neural Network (RNN). These methods take as input either RGB or depth or both of them as independent channels and fuse the recognition scores of individual modalities. It is noteworthy that none of these methods address the problem of using heterogeneous inputs (such as RGB and depth) in a cooperative manner to train a single network for action recognition. This cooperative training paradigm allows the powerful representation capability of deep neural network to be fully leveraged and to explore the complementary information in the two modalities using one single network architecture. The need for independent processing channels is thus obviated. Motivated by this observation, in this paper, we propose to adopt deep cooperative neural networks for recognition from the RGB and depth modalities.

One typical challenge in deep learning based action recognition is how a RGB-D sequence could be effectively represented and fed to deep neural networks for recognition. For example, one can conventionally consider it as a sequence of still images (RGB and depth) with some form of temporal smoothness, or as a subspace of images or image features, or as the output of a neural network encoder. Which one among these and other possibilities would result in the best representation in the context of action recognition is not well understood. In addition, it is not clear either how the two heterogeneous RGB and depth channels can be represented and fed into a single deep neural network for the cooperative training. Inspired by the promising performance of the recently introduced rank pooling machine (Fernando et al. 2015; Bilen et al. 2016) on RGB videos, the rank pooling method is adopted to encode both RGB and depth sequences into compatible dynamic images. A dynamic image contains the temporal information of a video sequence and keeps the spatio-temporal structured relationships of the video; this has been demonstrated to be an effective video descriptor (Bilen et al. 2016). Based on this pair of dynamic images, namely,

*Corresponding author

Copyright © 2018, Association for the Advancement of Artificial Intelligence (www.aaai.org). All rights reserved.

RGB visual dynamic images (VDIs) and depth dynamic images (DDIs), a cooperatively trained convolutional neural networks (c-ConvNet) is proposed to exploit the two modality features and enhance the capability of ConvNets for cases in which the features arise from either or both sources.

There are two key issues in using a single c-ConvNet for heterogeneous modalities. First, how to enhance the discriminative power of ConvNets and second, how to reduce the modality discrepancy. Specifically, in most classification cases, the conventional ConvNets can learn separable features but they are often not compact enough to be discriminative (Wen et al. 2016). Modality discrepancy arises because the feature variations in different modalities pose a challenge for a single network to learn modality-independent features for classification. To handle these two issues, we propose to jointly train a ranking loss and a softmax loss for action recognition. The ranking loss consists of two intra-modality and cross-modality triplet losses, which reduces variations in both intra-modality and cross-modality. Together with the softmax loss, the signal intra-modality triplet loss enables the c-ConvNet to learn more discriminative features, while the inter-modality triplet loss weakens or eliminates the modalities distribution variations and only focuses on inter-action variations. Moreover, in this way, the correlations between RGB and depth data are embedded in the c-ConvNet, and can be retrieved and contribute to the recognition even in the case where only one of the modalities is available. Furthermore, due to the image structure of dynamic images, the proposed c-ConvNet can be fine-tuned on the pre-trained networks on ImageNet, thus making it possible to work on small datasets. The c-ConvNet was evaluated extensively on three datasets: two large datasets, ChaLearn LAP IsoGD (Wan et al. 2016) and NTU RGB+D (Shahroudy et al. 2016) datasets, and one small one, SYSU 3D HOI (Hu et al. 2015) dataset. Experimental results achieved are state-of-the-art.

Related Works

This paper only reviews the most related depth+RGB fusion-based methods, and for other methods, readers are referred to the survey papers (Aggarwal and Xia 2014; Presti and La Cascia 2016; Zhang et al. 2016). Ni et al. (Ni, Wang, and Moulin 2011) constructed one color-depth video dataset and developed two color-depth fusion techniques based on hand-designed features for human action recognition. Liu and Shao (Liu and Shao 2013) proposed to adopt genetic programming method to simultaneously extract and fuse the color and depth information into one feature representation. Jia et al. (Jia et al. 2014a) proposed one transfer learning method that transferred the knowledge from depth information to the RGB dataset for effective RGB-based action recognition. Hu et al. (Hu et al. 2015) proposed a multi-task learning method to simultaneously explore the shared and feature-specific components for heterogeneous features fusion. Sharing similar ideas, Kong and Fu (Kong and Fu 2015) compressed and projected the heterogeneous features to a shared space while Kong and Fu (Kong and Fu 2017) learned both the shared space and independent private spaces to capture the useful information for action recognition. However, all these efforts are based on hand-crafted features and tend to be

dataset-dependent. In this paper, we propose to encode the depth and RGB video into structured dynamic images, and exploit the conjoint information of the heterogeneous modalities using one c-ConvNet. This enhances the capability of the conventional ConvNet for action recognition from a single or multiple heterogeneous modalities.

The Proposed Method

The proposed method consists of three phases, as illustrated in Figure 1, viz., the constructions of RGB visual dynamic images (VDIs) and depth dynamic images (DDIs), c-ConvNets and product-score fusion for final heterogeneous-feature-based action recognition. The first phase is an unsupervised learning process. It applies bidirectional rank pooling method to generate the VDIs and DDIs and represented by two dynamic images (forward (DDIf) and backward (DDIb)). In the following sections, we describe the three phases in detail. The rank pooling method (Bilen et al. 2016), that aggregates spatio-temporal-structural information from one video sequence into one dynamic image, is also briefly summarized.

Construction of VDIs & DDIs

Rank pooling defines a rank function that encodes the video into one feature vector. Let the RGB/depth video sequence with k frames be represented as $\langle d_1, d_2, \dots, d_t, \dots, d_k \rangle$, where d_t is the average of RGB/depth features over time up to t -frame or t -timestamp. At each time t , a score $r_t = \omega^T \cdot d_t$ is assigned. The score satisfies $r_i > r_j \iff i > j$. In general, more recent frames are associated with larger scores. This process can be formulated as:

$$\arg \min_{\omega} \frac{1}{2} \|\omega\|^2 + \delta \sum_{i>j} \xi_{ij}, \quad (1)$$

$$s.t. \omega^T \cdot (d_i - d_j) \geq 1 - \xi_{ij}, \xi_{ij} \geq 0$$

where ξ_{ij} is the slack variable. Optimizing the above equation defines the rank function that maps a sequence of k RGB/depth video frames to a single vector ω^* . Since this vector aggregates information from all the frames in the sequence, it can be used as a video descriptor. The process of obtaining ω^* is called rank pooling. In this paper, rank pooling is directly applied on the pixels of RGB/depth frames and the ω^* is of the same size as RGB/depth frames and forms a dynamic image. Since in rank pooling the averaged feature up to time t is used to classify frame t , the pooled feature is biased towards beginning frames of the depth sequence, hence, frames at the beginning has more influence to ω^* . This is not justifiable in action recognition as there is no prior knowledge on which frames are more important than other frames. Therefore, unlike the work of Bilen et al. (Bilen et al. 2016), the rank pooling is applied bidirectionally RGB/Depth sequences to reduce such bias.

Visual comparisons of DDIf (forward), DDIb (backward), VDIf (forward) and VDIb (backward) are illustrated in Figure 2. From this figure, it can be seen that compared with VDIs, DDIs lose the texture information of the object (shoes) and human, which is beneficial for simple action recognition without human-object interactions but not effective for interactions. The two directional DDIs and VDIs also capture

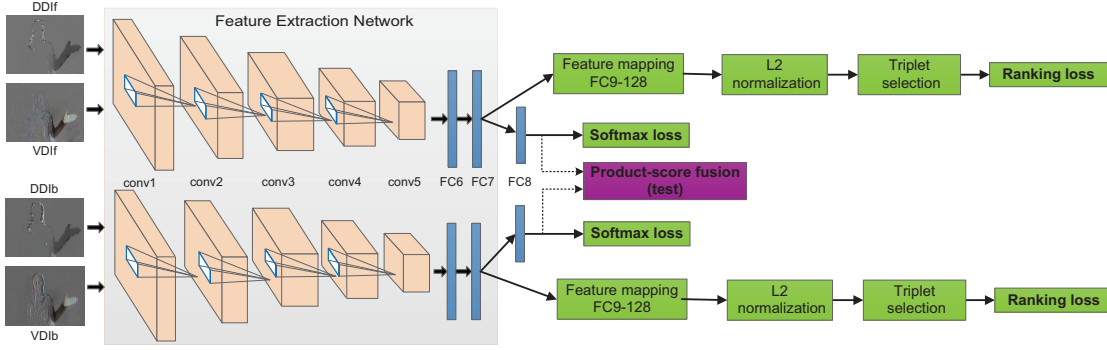


Figure 1: The framework of proposed method. A c-ConvNet consists of one feature extraction network shared by the ranking loss and softmax loss, and two separate branches for the two losses. Two distinct c-ConvNets are adopted to exploit bidirectional information in videos. The inputs of the two c-ConvNets are two paired DDIs and VDIs, namely, DDIf & VDIf, and DDib & VDib. During training process, the ranking loss and softmax loss are jointly optimized; during testing process, an effective product-score fusion method is adopted for action recognition. The softmax loss serves to learn separable features for action recognition while the ranking loss encourages the c-ConvNet to learn discriminative and modality-independent features.

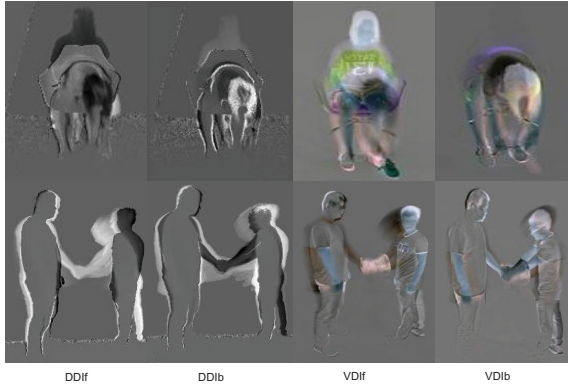


Figure 2: Visual comparisons of DDIf, DDib, VDIf and VDib. The top row is the “wear a shoe” action and the bottom row is the action “handshaking” from NTU RGB+D Dataset (Shahroudy et al. 2016).

different order of information for actions which are complementary to each other. Besides, the dynamic images also capture the structured information of an action, that illustrates the coordination and synchronization of body parts over the period of the action, and describes the relations of spatial configurations of human body across different time slots.

c-ConvNet

Joint Ranking and Classification The softmax loss adopted in the ConvNet can only learn separable features for homogeneous modalities, and is not guaranteed to be discriminative (Wen et al. 2016). In order to make the ConvNet more discriminative for both RGB and depth modalities, the softmax and ranking losses are proposed to be jointly optimized as shown in Figure 1. Triplet loss is a type of ranking loss, and has proven effective in several applications, such as

face recognition (Schroff, Kalenichenko, and Philbin 2015; Liu et al. 2016b), pose estimation (Kwak, Cho, and Laptev 2016) and image retrieval (Jiang, Wu, and Fu 2016). In this paper, the triplet loss is adopted as the ranking loss. In common usage, the triplet loss works on the homogeneous triplet data, namely, anchor, positive and negative samples, (x_a^i, x_p^i, x_n^i) , where (x_a^i, x_p^i) have the same class label and (x_a^i, x_n^i) have different class labels. The training encourages the network to find an embedding $f(x)$ such that the distance between the positive sample and the anchor sample $d_{<a,p>}^i = \|f(x_a^i) - f(x_p^i)\|_2^2$ is smaller than the distance $d_{<a,n>}^i = \|f(x_a^i) - f(x_n^i)\|_2^2$ between the negative sample and the anchor sample by a margin, α . Thus the triplet loss l can be formulated as:

$$l = \sum_i^N [\|f(x_a^i) - f(x_p^i)\|_2^2 - \|f(x_a^i) - f(x_n^i)\|_2^2 + \alpha]_+, \quad (2)$$

where N is the number of possible triplets.

In order to make the triplet loss suitable for both homogeneous and heterogeneous modality-based recognition, a new triplet loss consisting of both intra-modality and inter-modality triplets is designed (see Figure 3). For the sake of computational efficiency and consideration of both intra and inter modalities variations, four types of triplets are defined in this paper. If the anchor is one depth sample, then two positive and negative depth samples are assigned to intra-modality triplet while two RGB samples are assigned to cross-modality triplet; if the anchor is one RGB sample, then two positive and negative RGB samples are assigned to intra-modality triplet while two depth samples are assigned to cross-modality triplet. Thus, the new ranking loss can be expressed as:

$$L_r = (l^{Dep,Dep} + l^{RGB,RGB}) + \lambda(l^{Dep,RGB} + l^{RGB,Dep}), \quad (3)$$

where $l^{Dep,Dep}$ denotes the intra-modality loss function of triplet $(x_{a_{depth}}^i, x_{p_{depth}}^i, x_{n_{depth}}^i)$; $l^{Dep,RGB}$ represents inter-

modality loss function of triplet $(x_{depth}^i, x_{RGB}^i, x_{n_{RGB}}^i)$; and it is analogous to $l^{RGB, RGB}$ and $l^{RGB, Dep}$; λ trades off between the two kinds of losses. With the constraint of these four triplet losses, the network is forced more towards action distinction so that the cross-modality variance is weakened or even eliminated. In this way, the knowledge about the correlations between RGB and depth data are also incorporated in the c-ConvNet, and enables the use of additional depth information for the case where only RGB information is available.

Together with the softmax loss, the final loss function to be optimized in this paper is formulated as:

$$L = L_s + \gamma L_r, \quad (4)$$

where L_s denotes the softmax loss and γ is a weight to balance the different loss functions.

Network Structure The c-ConvNet consists of one feature extraction network, a branch each for ranking loss and softmax loss, as illustrated in Figure 1. The feature extraction network is shared by the two losses and it can be any available pre-trained network over ImageNet. In this paper, VGG-16 (Simonyan and Zisserman 2014b) network is adopted due to its promising results in various vision tasks. The softmax loss branch is built on the FC8 layer which is same as VGG-16. The ranking loss branch consists of one feature mapping layer (FC9-128), one L2 normalization layer, one triplet selection layer and one ranking loss layer. The feature mapping layer built on the FC7 layer of VGG-16, aims to learn a compact representation for the triplet embedding. Inspired by (Schroff, Kalenichenko, and Philbin 2015), L2 normalization layer is followed to constrain the embedding to live on the hypersphere space. Triplets are selected online using one triplet selection layer to generate the four kinds of triplets. In this layer, every training sample will be selected as the anchor sample, and its corresponding positive and negative samples randomly selected according to Figure 3. The ranking loss is built on the triplet selection layer to minimize the loss according to Equation 3. In order to leverage the bidirectional information of videos, two c-ConvNets are trained separately based on forward and backward dynamic images. An effective product-score fusion method is adopted for final action recognition based on FC8 layer.

Product-score Fusion

Given a test RGB and depth video sequences, two pairs of dynamic images, VDIf & DDIf, and VDIB & VDIB are constructed and fed into two different trained c-ConvNets. For each image pair, product-score fusion is used. The score vectors output of the weight sharing c-ConvNets are multiplied in an element-wise manner, and then the resultant score vectors (product-score) are normalized using L_1 norm. The two normalized score vectors are multiplied, element-wise, and the max score in the resultant vector is assigned as the probability of the test sequences. The index of this max score corresponds to the recognized class label.

Experiments

The proposed method was evaluated on three benchmark RGB-D datasets, namely, two large ones, ChaLearn LAP

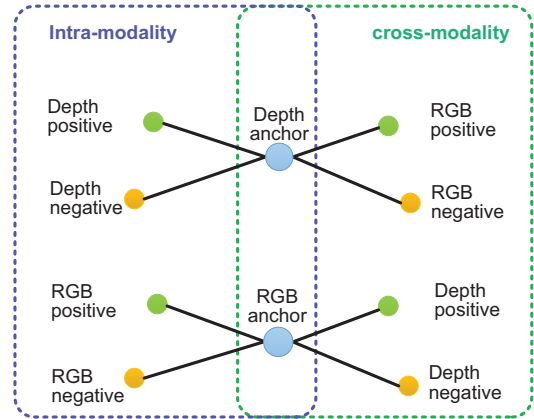


Figure 3: Illustration of the intra-modality and inter-modality triplets.

Table 1: Results and comparison on the ChaLearn LAP IsoGD Dataset using ConvNet and c-ConvNet.

Method	Accuracy
DDIf (ConvNet)	36.13%
VDIf (ConvNet)	16.20%
DDIb (ConvNet)	30.45%
VDIb (ConvNet)	14.99%
DDIf + VDIf (ConvNet)	33.64%
DDIb + VDIb (ConvNet)	30.48%
DDIf + DDIb (ConvNet)	37.52%
VDIf + VDIb (ConvNet)	17.60%
DDIf + VDIf + DDIb + VDIb (ConvNet)	35.65%
DDIf (c-ConvNet)	36.36%
VDIf (c-ConvNet)	28.44%
DDIb (c-ConvNet)	36.55%
VDIb (c-ConvNet)	31.95%
DDIf + VDIf (c-ConvNet)	41.01%
DDIb + VDIb (c-ConvNet)	40.78%
DDIf + DDIb (c-ConvNet)	40.08%
VDIf + VDIb (c-ConvNet)	36.60%
DDIf + VDIf + DDIb + VDIb (c-ConvNet)	44.80%

IsoGD (Wan et al. 2016) and NTU RGB+D (Shahroudy et al. 2016) datasets, and a small one, SYSU 3D HOI (Hu et al. 2015) dataset. These three datasets cover a wide range of different types of actions including gestures, simple actions, daily activities, human-object interactions and human-human interactions. In the following, we proceed by briefly describing the implementation details and then present the experiments and results.

Implementation Details

The proposed method was implemented using the Caffe framework (Jia et al. 2014b). First, the feature extraction network was fine-tuned on both depth and RGB modalities. Then, the c-ConvNet was trained 30 epochs. The initial learning rate was set to 0.001 and decreased by a factor of 10 every 12 epochs. The batch size was set as 50 images, with 5 actions in each batch. The network weights are learned using

the mini-batch stochastic gradient descent with the momentum set to the value 0.9 and weight decay set to the value 0.0005. The parameter γ was assigned the value 10 in order to ensure that the two losses are of comparable magnitude. Parameters α and λ were assigned values that depend on the level of difficulty of the datasets.

ChaLearn LAP IsoGD Dataset

The ChaLearn LAP IsoGD Dataset (Wan et al. 2016) includes 47933 RGB-D depth sequences, with 249 gestures performed by 21 different individuals. The dataset is divided into training, validation and test sets. All three sets consist of samples of different subjects to ensure that the gestures of one subject in the validation and test sets will not appear in the training set. As the test set is not available for public usage, we report the results on the validation set. For this dataset, the margin α was set to 0.2. The parameter, λ , was set to a value of 5 to solve the more difficult task of learning large cross-modality discrepancy.

Results. To compare the ConvNet with the c-ConvNet, four ConvNets (VGG-16) on DDIf, VDIf, DDIB and VDIB were trained separately for 40 epochs, initialized with the pre-trained models over ImageNet. The initial learning rate was set to 0.001 and decreased by a factor of 10 every 16 epochs. The momentum and weight decay parameters were set similarly as c-ConvNet. It is found that 40 epochs were enough to achieve good results; increasing the training epochs would not increase but even decreased the results. For c-ConvNet, two c-ConvNets are trained separately based on DDIf&VDIf, and DDIB&VDIB, as illustrated in Figure 1. The trained c-ConvNet can be used for single or both modalities testing. For both cases, the product-score fusion method was adopted to aggregate different channels. The comparisons of ConvNet and c-ConvNet are shown in Table 1. From this Table it can be seen that for depth channels, DDIf and DDIB, the c-ConvNet only increases the accuracy slightly, but for RGB channels, VDIf and VDIB, the improvements are over 10 percentage points. Interestingly, for ConvNet, due to the poor results of RGB features, the fusion of additional RGB channels decreased the final accuracy compared with those in which only depth was adopted. Meanwhile, the proposed c-ConvNet significantly improved the RGB channel, and the fusion of two modalities improved the final results. These results demonstrate that knowledge about the correlations between RGB and depth data are incorporated in the c-ConvNet, and enables the use of additional depth information for the case where only RGB information is available for testing. The fusion of both forward and backward dynamic images improved the final accuracy by around 5 percentage points. Thus justifying that bidirectional motion information are mutually beneficial and can improve action recognition. The results of c-ConvNet in the final fusion over the four channels improved by nearly 10 percentage points; a strong demonstration of the effectiveness of the proposed method.

Table 2 shows the comparisons of proposed method with previous works. Previous methods include MFSK combined 3D SMOsIFT (Wan et al. 2014) with (HOG, HOF and MBH) (Wang and Schmid 2013) descriptors. MFSK+DeepID further included Deep hidden IDentity (Deep ID) fea-

ture (Sun, Wang, and Tang 2014). Thus, these two methods utilized not only hand-crafted features but also deep learning features. Moreover, they extracted features from RGB and depth separately, concatenated them together, and adopted Bag-of-Words (BoW) model as the final video representation. The other methods, WHDMM+SDI (Wang et al. 2016; Bilen et al. 2016), extracted features and conducted classification with ConvNets from depth and RGB individually and adopted product-score fusion for final recognition. SFAM (Wang et al. 2017) adopted scene flow to extract features and encoded the flow vectors into action maps, which fused RGB and depth data from the onset of the process. From this table, we can see that the proposed method outperformed all of these recent works significantly, and illustrated its effectiveness.

Table 2: Results and comparison on the ChaLearn LAP IsoGD Dataset with previous papers (D denotes Depth).

Method	Modality	Accuracy
MFSK (Wan et al. 2016)	RGB+D	18.65%
MFSK+DeepID (Wan et al. 2016)	RGB+D	18.23%
SDI (Bilen et al. 2016)	RGB	20.83%
WHDMM (Wang et al. 2016)	D	25.10%
WHDMM+SDI	RGB+D	25.52%
SFAM (Wang et al. 2017)	RGB+D	36.27%
Proposed Method	RGB+D	44.80%

NTU RGB+D Dataset

To our best knowledge, NTU RGB+D Dataset is currently the largest action recognition dataset in terms of training samples for each action. The 3D data is captured by Kinect v2 cameras. The dataset has more than 56 thousand sequences and 4 million frames, containing 60 actions performed by 40 subjects aged between 10 and 35. It consists of front view, two side views and left, right 45 degree views. This dataset is challenging due to large intra-class and viewpoint variations. For fair comparison and evaluation, the same protocol as that in (Shahroudy et al. 2016) was used. It has both cross-subject and cross-view evaluation. In the cross-subject evaluation, samples of subjects 1, 2, 4, 5, 8, 9, 13, 14, 15, 16, 17, 18, 19, 25, 27, 28, 31, 34, 35 and 38 were used as training and samples of the remaining subjects were reserved for testing. In the cross-view evaluation, samples taken by cameras 2 and 3 were used as training, while the testing set includes samples from camera 1. For this dataset, the margin α was set to 0.1 while λ was set to 2.

Results. Similarly to LAP IsoGD Dataset, we conducted several experiments to compare the conventional ConvNet and c-ConvNet, and the comparisons are shown in Table 4. From this table, we can see that the c-ConvNet learned more discriminative features compared to conventional ConvNet. Analysis of this results and the comparative results on LAP IsoGD Dataset indicates that the improvements gained on NTU RGB+D Dataset are less than those of LAP IsoGD Dataset. This is probably due to the high accuracy already achieved on this dataset by ConvNet. From these two comparisons it may be conclude that c-ConvNet works better on the difficult datasets for recognition.

Table 3: Comparative accuracies of the proposed method and previous methods on NTU RGB+D Dataset.

Method	Modality	CS	CV
Lie Group (Vemulapalli, Arrate, and Chellappa 2014)	Skeleton	50.08%	52.76%
HBRNN (Du, Wang, and Wang 2015)	Skeleton	59.07%	63.97%
2 Layer RNN (Shahroudy et al. 2016)	Skeleton	56.29%	64.09%
2 Layer LSTM (Shahroudy et al. 2016)	Skeleton	60.69%	67.29%
Part-aware LSTM (Shahroudy et al. 2016)	Skeleton	62.93%	70.27%
ST-LSTM (Liu et al. 2016a)	Skeleton	65.20%	76.10%
Trust Gate (Liu et al. 2016a)	Skeleton	69.20%	77.70%
HON4D (Oreifej and Liu 2013)	Depth	30.56%	7.26%
SNV (Yang and Tian 2014)	Depth	31.82%	13.61%
SLTEP (Ji et al. 2017)	Depth	58.22%	–
SSSCA-SSLM (Shahroudy et al. 2017)	RGB+Depth	74.86%	–
Proposed Method	RGB+Depth	86.42%	89.08%

Table 4: Results and comparison on the NTU RGB+D Dataset using ConvNet and c-ConvNet.

Method	Cross subject	Cross view
DDIf (ConvNet)	75.80%	76.50%
VDIf (ConvNet)	70.99%	75.45%
DDIb (ConvNet)	76.44%	75.62%
VDIb (ConvNet)	71.37%	76.57%
DDIf + VDIf (ConvNet)	80.77%	83.19%
DDIb + VDIb (ConvNet)	80.74%	83.04%
DDIf + DDIb (ConvNet)	81.66%	81.53%
VDIf + VDIb (ConvNet)	78.31%	83.58%
DDIf + VDIf + DDIb + VDIb (ConvNet)	84.99%	87.51%
DDIf (c-ConvNet)	76.58%	78.22%
VDIf (c-ConvNet)	71.35%	77.41%
DDIb (c-ConvNet)	77.69%	76.55%
VDIb (c-ConvNet)	73.24%	78.02%
DDIf + VDIf (c-ConvNet)	82.64%	85.21%
DDIb + VDIb (c-ConvNet)	82.81%	85.62%
DDIf + DDIb (c-ConvNet)	82.51%	83.26%
VDIf + VDIb (c-ConvNet)	78.59%	84.68%
DDIf + VDIf + DDIb + VDIb (c-ConvNet)	86.42%	89.08%

Table 3 lists the performance of the proposed method and those previous works. The proposed method was compared with some skeleton-based methods, depth-based methods and RGB+Depth based methods that are previously reported on this dataset. We can see that the proposed method outperformed all the previous works significantly. Curious observation of the results shown in Table 4 and Table 3 indicates that when only one channel of the dynamic images (e.g. DDIf or VDIf) is adopted, the proposed method still achieved the best results. This is a strong demonstration of the effectiveness of dynamic images using ConvNets.

SYSU 3D HOI Dataset

The SYSU 3D Human-Object Interaction Dataset (SYSU 3D HOI Dataset) (Hu et al. 2015) was collected to focus on human-object interactions. There are 40 subjects performing 12 different activities. For each activity, each participants manipulate one of the six different objects: phone, chair, bag, wallet, mop and besom. As this dataset is quite noisy, especially the depth data, and the subjects are relatively small in the scene, the ranking pooling has been affected and the

Table 5: Results and comparison on the SYSU 3D HOI Dataset using ConvNet and c-ConvNet.

Method	Accuracy
DDIf (ConvNet)	97.92%
VDIf (ConvNet)	91.25%
DDIb (ConvNet)	92.50%
VDIb (ConvNet)	92.92%
DDIf + VDIf (ConvNet)	97.08%
DDIb + VDIb (ConvNet)	94.58%
DDIf + DDIb (ConvNet)	97.92%
VDIf + VDIb (ConvNet)	93.33%
DDIf + VDIf + DDIb + VDIb (ConvNet)	97.92%
DDIf (c-ConvNet)	97.92%
VDIf (c-ConvNet)	92.50%
DDIb (c-ConvNet)	92.50%
VDIb (c-ConvNet)	92.50%
DDIf + VDIf (c-ConvNet)	97.08%
DDIb + VDIb (c-ConvNet)	95.00%
DDIf + DDIb (c-ConvNet)	97.92%
VDIf + VDIb (c-ConvNet)	95.00%
DDIf + VDIf + DDIb + VDIb (c-ConvNet)	98.33%

Table 6: Comparison of the proposed method with previous approaches on SYSU 3D HOI Dataset.

Method	Modality	Accuracy
HON4D (Oreifej and Liu 2013)	Depth	79.22%
MTDA (Zhang and Yeung 2011)	RGB+Depth	84.21%
JOULE-SVM (Hu et al. 2015)	RGB+Depth	84.89%
Proposed Method	RGB+Depth	98.33%

constructed DDIs and VDIs become noisy as well. Only 69% recognition accuracy was achieved by using the noisy dynamic images. In order to reduce the noise impact, skeleton data were used to locate the joints of subjects, and around each joint (16 joints in total were selected for the body) one VDI or DDI was generated and the VDIs or DDIs of all 16 joints are stitched together into one VDI or DDI as input to the c-ConvNets. For this dataset, the margin α was set to 0 while λ was set to 1.

Results. Similarly to the above two large datasets, we conducted the following experiments to compare the ConvNet and c-ConvNet as in Table 5. From this table, it can be in-

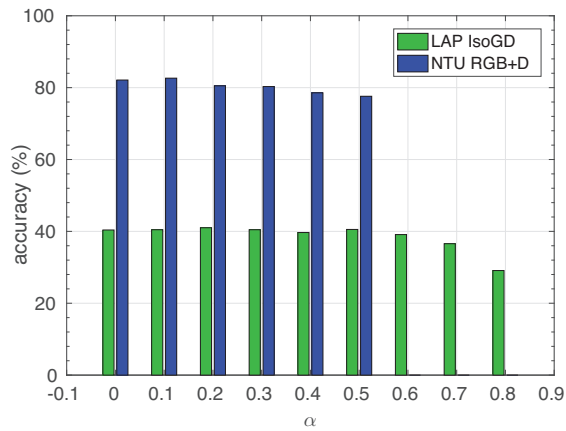


Figure 4: Comparison of margin α on LAP IsoGD and NTU RGB+D (Cross subject setting) datasets in terms of accuracy(%).

ferred that the proposed method would still work on these small simple datasets, albeit with a slight increase the final accuracy. Table 6 compares the performances of the proposed method and those of existing methods on this dataset using cross-subject settings as in (Hu et al. 2015). It can be seen that, the proposed method outperformed previous methods significantly.

Table 7: Comparison of weight λ on LAP IsoGD and NTU RGB+D (Cross subject setting) datasets in terms of accuracy(%).

Dataset	λ					
	0	1	2	3	5	7
LAP IsoGD	39.68	39.51	39.61	39.71	41.01	40.13
NTU RGB+D	80.36	81.15	82.64	80.18	80.06	80.11

Further Analysis

Score-fusion In this paper, an effective product-score fusion method was adopted to improve the final accuracy on the four-channel dynamic images. The other two commonly used late score fusion methods are average and maximum score fusion. The comparisons among the three late score fusion methods are shown in Table 8. We can see that the product-score fusion method achieved the best results on all the three datasets. This verifies that the four-channel dynamic images, namely, DDIf, VDIf, DDIf and VDIf, provide mutually complementary information.

Margin parameter, α In the triplet loss, the parameter α refers to the margin between the anchor/positive and negative. A small alpha value enforces less on the similarities between the anchor/positive and negative, but results in faster convergence for the loss. On the other hand, a large alpha value may lead to a network with good performance, but slow convergence during training. The channel DDIf&VDIf was taken

Table 8: Comparison of three different late score fusion methods on the three datasets.

Dataset	Score Fusion Method		
	Max	Average	Product
LAP IsoGD	42.01%	43.48%	44.80%
NTU RGB+D (Cross subject)	84.69%	85.86%	86.42%
NTU RGB+D (Cross view)	87.01%	87.98%	89.08%
SYSU 3D HOI	97.08%	97.92%	98.33%

for example on both LAP IsoGD and NTU RGB+D datasets (cross subject setting) to illustrate the effects of this parameter, and the comparisons are illustrated in Figure 4. From the table it can be seen that on LAP IsoGD Dataset, it achieved best accuracy when α was set to 0.2, and with the increase of the α , the accuracy decreased significantly. On NTU RGB+D Dataset, best accuracy was obtained when α was set to 0.1, and decreased dramatically when α increased. This evidence suggests that the accuracy is sensitive to this parameter, and it is advisable to set relatively small α values for reasonable results.

Weight parameter, λ In this section, the impact of the weight parameter, λ , as it balances the intra-modality and inter-modality triplet losses is discussed. The channel DDIf&VDIf were taken for example, and the comparisons are shown in Table 7. From this Table, it can be seen that assigning a relatively large weight λ (i.e. putting more weight on cross-modality triplet loss), will improve the final accuracy for the difficult datasets (e.g. LAP IsoGD Dataset). However, the accuracy is comparatively less sensitive to this parameter than α .

Conclusion

In this paper, a novel c-ConvNet for RGB-D based action recognition was proposed. It cooperatively exploits the information in RGB visual features (VDI) and depth features (DDI) by jointly optimizing a ranking loss and a softmax loss. The c-ConvNet enhances the discriminative power of the deeply learned features and weakens the modality discrepancy. Further, it can be used for both homogeneous and heterogeneous modality-based action recognition. The ranking loss consists of intra-modality and cross-modality triplet losses, and it reduces both the intra-modality and cross-modality feature variations. State-of-the-art results on three datasets demonstrated and justified the effectiveness of the proposed method.

Acknowledgment

This work was partially supported by the National Key Research and Development Plan (Grant No. 2016YFC0801002), the Chinese National Natural Science Foundation Projects #61502491, #61473291, #61572501, #61572536, #61673052, #61773392, #61403405, Science and Technology Development Fund of Macau (No. 112/2014/A3). We gratefully acknowledge the support of NVIDIA Corporation with the donation of the Titan Xp GPU used for this research.

References

- Aggarwal, J. K., and Xia, L. 2014. Human activity recognition from 3d data: A review. *Pattern Recognition Letters* 48:70–80.
- Bilen, H.; Fernando, B.; Gavves, E.; Vedaldi, A.; and Gould, S. 2016. Dynamic image networks for action recognition. In *CVPR*.
- Donahue, J.; Anne Hendricks, L.; Guadarrama, S.; Rohrbach, M.; Venugopalan, S.; Saenko, K.; and Darrell, T. 2015. Long-term recurrent convolutional networks for visual recognition and description. In *CVPR*.
- Du, Y.; Wang, W.; and Wang, L. 2015. Hierarchical recurrent neural network for skeleton based action recognition. In *CVPR*.
- Fernando, B.; Gavves, E.; Oramas, J.; Ghodrati, A.; and Tuytelaars, T. 2015. Modeling video evolution for action recognition. In *CVPR*.
- Hu, J.-F.; Zheng, W.-S.; Lai, J.; and Zhang, J. 2015. Jointly learning heterogeneous features for RGB-D activity recognition. In *CVPR*.
- Jayaraman, D., and Grauman, K. 2016. Slow and steady feature analysis: higher order temporal coherence in video. In *CVPR*.
- Ji, S.; Xu, W.; Yang, M.; and Yu, K. 2013. 3D convolutional neural networks for human action recognition. *TPAMI* 35(1):221–231.
- Ji, X.; Cheng, J.; Tao, D.; Wu, X.; and Feng, W. 2017. The spatial laplacian and temporal energy pyramid representation for human action recognition using depth sequences. *Knowledge-Based Systems*.
- Jia, C.; Kong, Y.; Ding, Z.; and Fu, Y. R. 2014a. Latent tensor transfer learning for rgb-d action recognition. In *ACM MM*.
- Jia, Y.; Shelhamer, E.; Donahue, J.; Karayev, S.; Long, J.; Girshick, R. B.; Guadarrama, S.; and Darrell, T. 2014b. Caffe: Convolutional architecture for fast feature embedding. In *ACM MM*.
- Jiang, S.; Wu, Y.; and Fu, Y. 2016. Deep bi-directional cross-triplet embedding for cross-domain clothing retrieval. In *ACM MM*.
- Kong, Y., and Fu, Y. 2015. Bilinear heterogeneous information machine for RGB-D action recognition. In *CVPR*.
- Kong, Y., and Fu, Y. 2017. Max-margin heterogeneous information machine for rgb-d action recognition. *IJCV* 1–22.
- Kwak, S.; Cho, M.; and Laptev, I. 2016. Thin-slicing for pose: Learning to understand pose without explicit pose estimation. In *CVPR*.
- Liu, L., and Shao, L. 2013. Learning discriminative representations from rgb-d video data. In *IJCAI*.
- Liu, J.; Shahroudy, A.; Xu, D.; and Wang, G. 2016a. Spatio-temporal LSTM with trust gates for 3D human action recognition. In *ECCV*.
- Liu, X.; Song, L.; Wu, X.; and Tan, T. 2016b. Transferring deep representation for nir-vis heterogeneous face recognition. In *ICB*.
- Ni, B.; Wang, G.; and Moulin, P. 2011. A colour-depth video database for human daily activity recognition. In *ICCVW*.
- Nie, S.; Wang, Z.; and Ji, Q. 2015. A generative restricted boltzmann machine based method for high-dimensional motion data modeling. *CVIU* 136:14–22.
- Oreifej, O., and Liu, Z. 2013. HON4D: Histogram of oriented 4D normals for activity recognition from depth sequences. In *CVPR*.
- Presti, L. L., and La Cascia, M. 2016. 3d skeleton-based human action classification: A survey. *Pattern Recognition* 53:130–147.
- Schroff, F.; Kalenichenko, D.; and Philbin, J. 2015. Facenet: A unified embedding for face recognition and clustering. In *CVPR*.
- Shahroudy, A.; Liu, J.; Ng, T.-T.; and Wang, G. 2016. NTU RGB+D: A large scale dataset for 3D human activity analysis. In *CVPR*.
- Shahroudy, A.; Ng, T.-T.; Gong, Y.; and Wang, G. 2017. Deep multimodal feature analysis for action recognition in rgb+ d videos. *IEEE Transactions on Pattern Analysis and Machine Intelligence*.
- Simonyan, K., and Zisserman, A. 2014a. Two-stream convolutional networks for action recognition in videos. In *NIPS*.
- Simonyan, K., and Zisserman, A. 2014b. Very deep convolutional networks for large-scale image recognition. *arXiv preprint arXiv:1409.1556*.
- Sun, Y.; Wang, X.; and Tang, X. 2014. Deep learning face representation from predicting 10,000 classes. In *CVPR*.
- Tran, D.; Bourdev, L.; Fergus, R.; Torresani, L.; and Paluri, M. 2015. Learning spatiotemporal features with 3D convolutional networks. In *ICCV*.
- Vemulapalli, R.; Arrate, F.; and Chellappa, R. 2014. Human action recognition by representing 3D skeletons as points in a lie group. In *CVPR*.
- Wan, J.; Ruan, Q.; Li, W.; An, G.; and Zhao, R. 2014. 3d smosift: three-dimensional sparse motion scale invariant feature transform for activity recognition from rgb-d videos. *Journal of Electronic Imaging* 23(2).
- Wan, J.; Li, S. Z.; Zhao, Y.; Zhou, S.; Guyon, I.; and Escalera, S. 2016. Chalearn looking at people RGB-D isolated and continuous datasets for gesture recognition. In *CVPRW*.
- Wang, H., and Schmid, C. 2013. Action recognition with improved trajectories. In *ICCV*, 3551–3558.
- Wang, P.; Li, W.; Gao, Z.; Tang, C.; Zhang, J.; and Ogunbona, P. O. 2015. Convnets-based action recognition from depth maps through virtual cameras and pseudocoloring. In *ACM MM*.
- Wang, P.; Li, W.; Gao, Z.; Zhang, J.; Tang, C.; and Ogunbona, P. 2016. Action recognition from depth maps using deep convolutional neural networks. *THMS* 46(4):498–509.
- Wang, P.; Li, W.; Gao, Z.; Zhang, Y.; Tang, C.; and Ogunbona, P. 2017. Scene flow to action map: A new representation for rgb-d based action recognition with convolutional neural networks. In *CVPR*.
- Wen, Y.; Zhang, K.; Li, Z.; and Qiao, Y. 2016. A discriminative feature learning approach for deep face recognition. In *ECCV*.
- Wu, C.; Zhang, J.; Savarese, S.; and Saxena, A. 2015. Watch-n-patch: Unsupervised understanding of actions and relations. In *CVPR*.
- Yang, X., and Tian, Y. 2014. Super normal vector for activity recognition using depth sequences. In *CVPR*.
- Zhang, Y., and Yeung, D. Y. 2011. Multi-task learning in heterogeneous feature spaces. In *AAAI*.
- Zhang, J.; Li, W.; Ogunbona, P. O.; Wang, P.; and Tang, C. 2016. RGB-D-based action recognition datasets: A survey. *Pattern Recognition* 60:86–105.